2002-1V2004

VRF 50Hz/60Hz (V5X / VC Pro / V6R / V4+R / V4+W / V4+I / Mini VRF)

Commercial Air Conditioners 2020

Midea

VRF 50/60Hz

V5X /VC Pro / V6R / V4+R / V4+W / V4+I / Mini VRF

Commercial Air Conditioner Division

Midea Group

Add.: Midea Headquarters Building, 6 Midea Avenue, Shunde, Foshan, Guangdong, China

Postal code: 528311

cac.midea.com www.midea-group.com

Quality Assurance ISO 9001 · Environmental Management ISO 14001 · Occupational Health and Safety Assessment OHSAS 18001

Note: Product specifications change from time to time as product improvements and developments are released and may vary from those in this document.

Midea CAC

Midea CAC is a key division of the Midea Group, a leading producer of consumer appliances and provider of heating, ventilation and air conditioning solutions. Midea CAC has continued with the tradition of innovation upon which it was founded, and emerged as a global leader in the HVAC industry. A strong drive for advancement has created a groundbreaking R&D department that has placed Midea CAC at the forefront of a competitive field. Through these independent efforts and joint cooperation with other global enterprises, Midea has supplied thousands of innovative solutions to customers worldwide.

There are four production bases: Shunde, Chongqing, Hefei and Italy.

MCAC Shunde: 38 product lines focusing on VRF, Split Products, Heat Pump Water Heaters, and AHU/FCU.

MCAC Chongqing: 14 product lines focusing on Water Cooled Centrifugal/Screw/Scroll Chillers, Air Cooled Screw/Scroll Chillers and AHU/FCU.

MCAC Hefei: 11 product lines focusing on VRF, Chillers and Heat Pump Water Heaters.

Clivet S.p.A: 50,000m^2 workshop in Feltre and Verona, covering products such as ELFO system, hydronic, WHLP, packaged, split and close control and so on.

2020 » A new generation 3-pipe heat recovery VRF will be launched in the middle of 2020.
2018-2019 » Launched the All DC Inverter Cooling Only VC Pro VRF,ultra cool for hot regions
2017-2018 » Launched the new generation heat pump VRF globally, leading in VRF market
2016 » Acquired 80% stake in Clivet
2014-2015 » Won FIFA World Cup Stadiums project in Brazil Beira Rio, Olympic Games Stadiums project in Brazil Rio de Janeiro and Africa games Stadiums project in Congo Brazzaville successively
2014 » Launched the All DC Inverter V5X globally, outstanding product performance helps Midea leading VRF market
2011-2014 » Launched the DC Inverter V4 Plus Series successively, complete product lines help Midea successfully enter the mainstream VRF market
2011-2012 » J.V. with Carrier LA and Carrier India successively
2009 » Launched the DC Inverter V4 globally
2008 » Developed DC inverter technology with Toshiba
2000-2001 » Cooperated with Toshiba and Copeland, enter VRF field
1999 » Entered the CAC field

Midea Reference Projects

Midea has dedicated 20 years in VRF technology innovation, providing complete solutions to various applications such as offices, hospitals, stadium, hotels and transportations.

CEO Offices

- Country: Brazil
- City: Rio de Janeiro
- Outdoor Units: Water Cooled VRF
- Indoor Units: Duct & Cassette
- Total Capacity: 1,100HP

Hilton Barcelona Maria Cristina(Five Star)

- Country: Spain
- City: Barcelona
- Outdoor Units: Heat Recovery VRF
- Indoor Units: Duct & Cassette
- Total Capacity: 1,200HP

CT University

- Country: India
- City: Ludhiana
- Outdoor Units: Heat Pump VRF
- Indoor Units: Duct & Cassette
- Total Capacity: 1,332HP

Ain Al Fayda Emirati Housing Development-5000 Villas

- Country: UAE
- City: Al Ain
- Outdoor Units: Tropical Heat Pump VRF
- Indoor Units: Wall-mounted & Cassette
- Total Capacity: 80,000HP

Migros in Turkey

- Country: Turkey
- Outdoor Units: Heat Pump VRF
- Indoor Units: Duct, Cassette and Wall-mounted
- Total Capacity: 9,000HP
- Completion Year: 2018

2018 Russia World Cup Stadiums

- Country: Russia
- Products: Heat Pump VRF
- Place: Luzhniki Stadium (Final Match)
  Kaliningrad Stadium
  Central Stadium

103 Hospital

- Country: Laos
- City: Vientiane
- Outdoor Units: Heat Pump VRF
- Indoor Units: Duct & Cassette
- Total Capacity: 1,560HP

MCAC Learning Academy

Objective

Midea CAC Learning Academy aims to provide training to the sales personnel as well as technical personnel in order to increase the utilization for your Midea CAC equipment. Once you have purchased equipment from Midea CAC, taking care of the equipment is topmost priority. Midea CAC Learning Academy offers training courses to learn firsthand from the manufacturer what it takes to get the best out of your Midea CAC product. The goal of Midea CAC Learning Academy is to provide product specific training, safe work procedures and expertise in carrying out the installation and maintenance of Midea CAC products as well as teaching the main selling points in order to help the sales people sell the Midea CAC products with ease.

Training Centers

Our world class training centers provide knowledge and skills necessary to efficiently deploy Midea CAC technologies.
The training centers include dedicated laboratories to provide hands-on experiences with various systems, components and controls to refresh and enhance the skills of your sales, design and installation and service teams. Right now we operate our trainings from the below two locations:

1. Midea CAC Training Center

Address: Midea CAC Training Center, 2nd Floor, Building 6, Midea Global Innovation Center, Beijiao , Shunde, Foshan, China Pin- 528311

The Midea CAC Training Center is situated 70 kilometers from Baiyun Guangzhou International Airport.

Products: VRF, M-Thermal

2. Chongqing Midea Training Center

Address: No. 15, Qiangwei Road, Nan'an District, Chongqing, China

Chongqing Midea Training Center is 35 kilometers from Chongqing International Airport.

Products: Centrifugal Chiller, Screw/Scroll Chiller and Terminals

VRF training

M-Thermal training

Chiller training

Global Technical Trainings

The training courses by Midea CAC Learning Academy are divided into the following two categories with different targeted audiences for each.

Design and Application Trainings: The design and application trainings for various products are basically for the sales personnel selling Midea CAC products in order to give them basic understanding about the main features. The trainings are conducted on a global level inviting sales engineers, technical engineers, consultants and project designers from different parts of the world.

Main Courses Offered:

1. Introduction to main Selling points and Features
2. Installation and Commissioning
3. Control Systems
4. Selection Software

Products: VRF, M-Thermal, Chillers and Terminals

After Sales- Service Trainings: These trainings are dedicated for the After Sales/ Service personnel in order for them to better carry out the installation, commissioning and maintenance of Midea CAC products. Technical person and engineers from different parts of the world are invited to take part in these trainings.

Main Courses Offered:

1. Product Electric Control and Refrigerant System
2. Control Systems
3. Installation and Commissioning Demonstration
4. Troubleshooting and Maintenance

Products: VRF, M-Thermal, Chillers and Terminals

Highly Skilled Trainers: The trainers for various courses by Midea CAC Learning Academy are expert people with vast experiences in their field. Most of them have a deep insight about the global HVAC market and help the attendees to better understand the CAC products.

Training Certificates:

The attendees for Global trainings are provided a training certificate highlighting the courses discussed in the training, signed by Mr. Jason Zhao, General Manager of Midea CAC Overseas Sales Company.

Registration:

You can contact your respective Midea contact point to provide you with the complete schedule about the global technical trainings as well as how to register for these trainings.

Engineering Capability
Midea Tool and Support

Midea dedicated to provide the best HVAC engineering supportand solutionsfocused oneffectively designed, built,supervised, and maintained throughout the lifecycle, providing our customers a faster,easier, and a more accurate way in everyday duties.

Design

Midea Selection Software

Midea Selection Software enables a visual and fast selection and provides comprehensive system design reports and calculations.

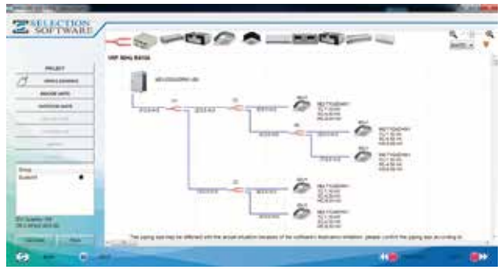

Revit Family

Midea Revit is developed to make 3D design of Midea products easier than the previous program. It enables engineers to check 3D images from design stage and prevents possible issues in the installation stage.

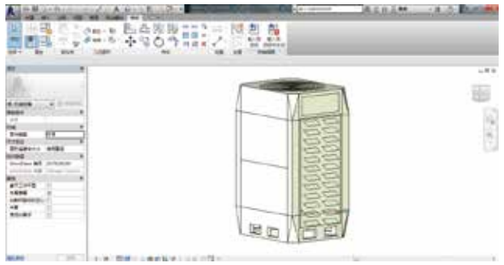

CAD Drawing

CAD enables faster and a more accurate design of Midea products.

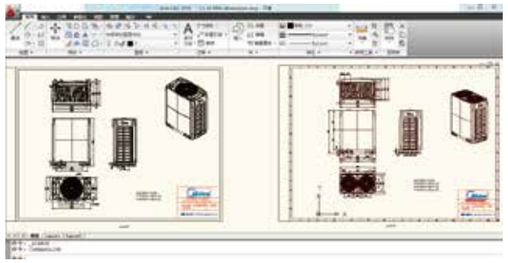

Simulation

CFD (Computational Fluid Dynamics)

CFD Analysis is applied in areas of estimating: indoor airflow and temperature distribution. By running a simulation before construction, engineers estimate possible issues and find optimal solutions of malfunction that could occur after construction

Temperature distribution









Airflow distribution







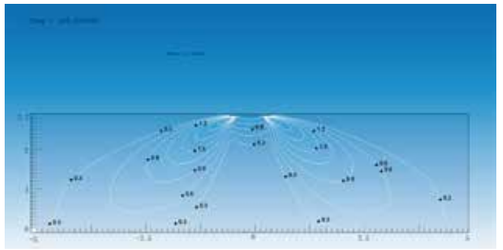

INDEX

CONTENTS

01 OUTDOOR UNITS

27 VRF V5 X Series
33 VRF VC Pro Series
49 VRF V6R Series
59 VRF V4 Plus R Series
67 VRF V4 Plus W Series
71 VRF V4 Plus I Series
73 VRF Mini Series

02 INDOOR UNITS

87 2nd Generation VRF Indoor Units
101 1st Generation VRF Indoor Units



03 CONTROL SYSTEMS

127 Wireless Remote Controllers
131 Wired Controllers
137 Centralized Controllers & Monitors
149 Network Control Software & Gateways
165 Accessories

04 HRV

181 Heat Recovery Ventilator

05 BRANCH JOINTS

185 Branch Joints

VRF SYSTEM

VRF V5 *X* Series

Heat pump
Max. 4 modules can be combined
8~88HP
All DC inverter compressors
All DC fan motors

VRF V6*R* /V4 Plus *R*ecovery Series

Heat recovery
Simultaneous cooling and heating operation in one system
V6R: 8~60HP, max. 3 modules can be combined
V4+R: 8~64HP, max. 4 modules can be combined
All DC inverter compressors
All DC fan motors

VRF *VC* Pro Series

Cooling only
Max. 3 modules can be combined
8~90HP
All DC inverter compressors
All DC fan motors

VRF V4 Plus *I*ndividual Series

Heat pump, cannot be combined
7~16HP
DC inverter compressor
All DC fan motors for 20-33.5kW models
DC fan motor + AC fan motor for 40-45kW models

VRF V4 Plus Heat *W*ater Cooled Series

Water cooled
Max. 3 modules can be combined
8~36HP
DC inverter compressor

VRF V4 Plus *M* ini Series

Heat pump and cooling only are both available, cannot be combined
3~6.5HP
DC inverter compressor
All DC fan motors

OUTDOOR UNIT LINEUP

Connectable VRF

HP	8	10	12	14	16	18	20	22	24	26	28	30	32	34	36	38	40	42	44	46	48	50	52	54	56	58	60	62	64	66	68	70	72	74	76	78	80	82	84	86	88	89	90
VRF V5 X SERIES																																											
VRF VC Pro SERIES																																											
VRF V6R SERIES																																											
VRF V4 PLUS R SERIES																																											
VRF V4 PLUS W SERIES																																											

Single VRF

HP	2.5	3	4	4.5	5	6	6.5	7	8	9	10	12	14	16
VRF MINI SERIES (HEAT PUMP)														
VRF MINI SERIES (COOLING ONLY)														
VRF V4 PLUS I SERIES														

Multi combination Single unit

INDOOR UNIT LINEUP

kW			1.5	1.8	2.2	2.8	3.6	4.5	5.6	7.1	8.0	9.0	10.0	11.2	12.5	14.0	16.0	20.0	25.0	28.0	40.0	45.0	56.0
Btu/h			5k	6k	7k	9k	12k	15k	19k	24k	27k	30k	34k	38k	42k	48k	55k	68k	85k	96k	136k	154k	191k
Cassette	One-way cassette																						
	Two-way cassette																						
	Four-way cassette																						
	Compact four-way cassette																						
Duct	Medium static pressure																						
	High static pressure																						
	Fresh air processing unit																						
Wall mounted																							
Ceiling & floor																							
Floor standing -concealed																							
Floor standing - exposed																							
Console																							

2nd Gen. Indoor Units[1] 1st Gen. Indoor Units[2]

Notes:
1. Fan motors of this series are all DC type.
2. Fan motors of this series are AC type except for the wall mounted and console units.
   Fresh air processing unit is not available for V4+R, V4+W and Mini VRF Series.
   1st Gen. indoor units are not available for V6R Series.

OUTDOOR UNITS

VRF V5 X SERIES

VRF VC Pro SERIES

VRF V6R SERIES

VRF V4 PLUS R SERIES

VRF V4 PLUS W SERIES

VRF V4 PLUS I SERIES

VRF MINI SERIES

Technologies

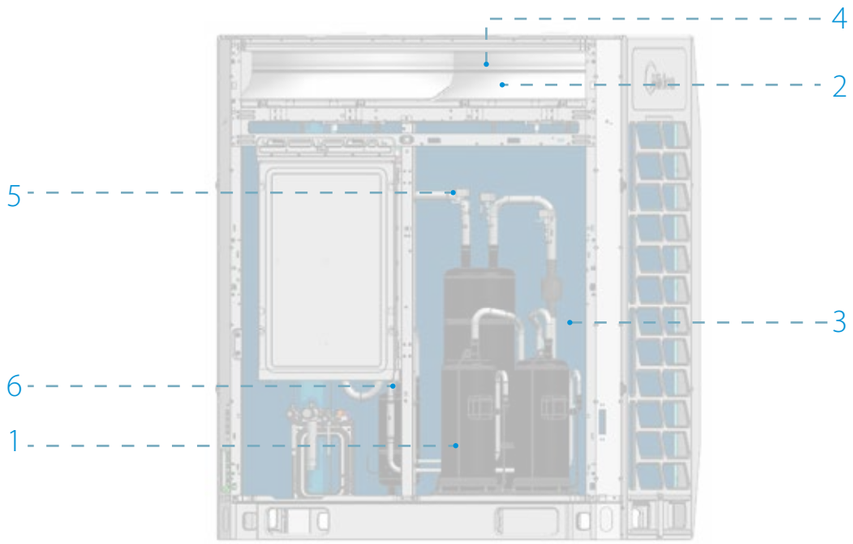

1. High Efficiency DC Inverter Compressor

Both high efficiency DC Inverter Scroll compressor and Twin-Rotary compressor are used in Midea VRF. The DC inverter compressor adopts innovative design and numerous high performance key parts which can reduce power consumption up to 25%.

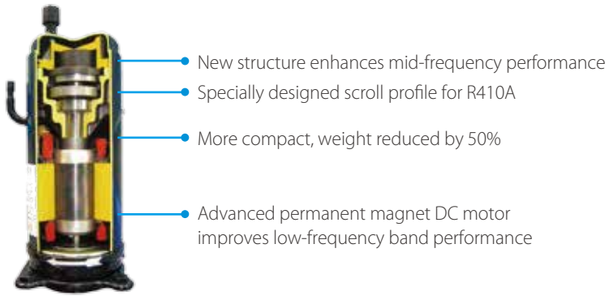

Compressor
(Scroll) structure



Compressor
(Twin Rotary) structure

2. High Efficiency DC Fan Motor

The system controls the speed of the fan motor according to the system pressure and system load achieving the minimum power consumption.

DC motor

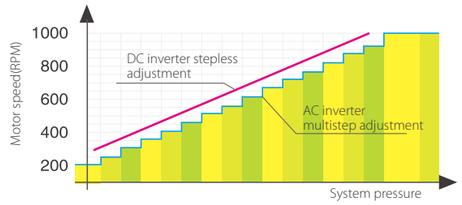

3. High Efficiency Heat Exchanger

Newly designed window type fins enlarge the heat exchange area and decrease air resistance, enhance heat exchange performance and save more energy.

Hydrophilic fins and internally threaded copper pipes optimize heat exchange efficiency.



4. Newly Designed Fan

A new blade with sharp edges and a slight curve increases the airflow rate and lowers vibration and airflow resistance.

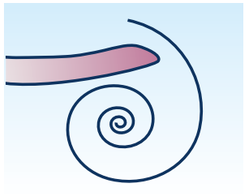

5. Multi Solenoid Valves Control

Multi solenoid valves control technology in one system. All the solenoid valves equipped in the unit ensure precise temperature control, stable and efficient running conditions and improved comfort.

6. Double EXVs Control

Double EXVs in one system, each EXV part achieves 480 Pulse rate to precisely adjust refrigerant flow.

Wide Application Range

Wide Capacity Range

Midea VRF has an extensive capacity ranging from 3HP to 90HP, meeting all customer requirements from small to large buildings.

Wide Range of Indoor Units

Midea provides 12 types and more 100 models of VRF indoor units to meet varied customer requirements in a wide range of locations including shopping malls, hospitals and airports.



Wide Operation Range

The VRF system operates stably under extreme conditions, ranging from minus -20°C to 55°C.

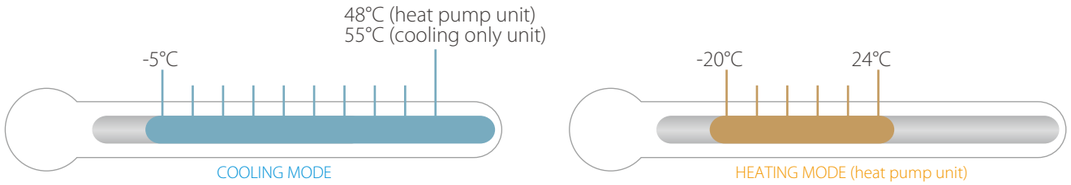

High Reliability

Duty Cycling

Duty cycling equalizes the running time of the outdoor units in a multiple-unit system and of the compressors in each unit, significantly extending compressor lifespan.

Backup Operation

In a multi-unit system, if one module fails, the other modules provide backup so that the system can continue operating.

Precise Oil Control Technology

Five stages of oil control technology ensure all outdoor compressor oil is always kept at a safe level, eliminating any compressor oil shortage problems.

The 1st stage: Compressor internal oil separation.

The 2nd stage: High-efficiency centrifugal oil separator (with separation efficiency of up to 99%) ensures that oil is separated from the discharge gas and returned to the compressors in a timely fashion.

The 3rd stage: Oil balance pipes between compressors ensure even oil distribution to keep compressors running normally.

The 4th stage: Oil balance pipes among modules ensure even oil distribution among modules.

The 5th stage: Auto oil return program monitors the running time and system status to ensure reliable oil return.

Note: Oil balance pipes among modules are not necessary for VC Pro series.

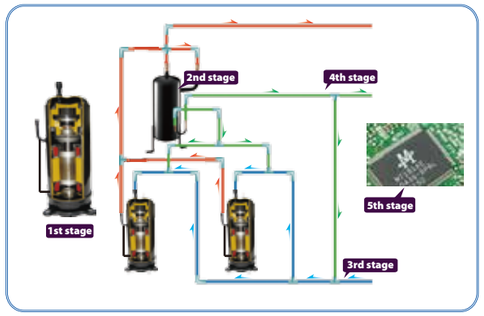

Enhanced Comfort

Night Silent Operation Mode

Night Silent Mode feature which is easily set on the PCB board allows the unit to be set to various time options during Non-peak and Peak operation time minimizing the units noise output.

Night Silent operation will be activated X hours after the peak daytime temperature, and it will go back to normal operation after Y hours.

-Mode 1→X: 6 hours, Y: 10 hours
-Mode 2→X: 8 hours, Y: 10 hours
-Mode 3→X: 6 hours, Y: 12 hours
-Mode 4→X: 8 hours, Y: 8 hours

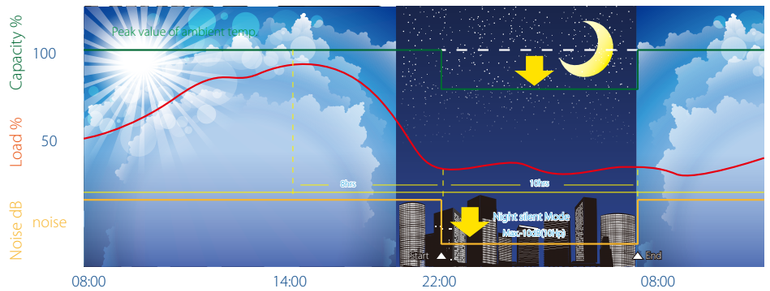

Notes: This function can be activated on site. Temperature (load) curve shown in the graph is just an example.

Intelligent Defrosting Technology

Intelligent defrosting program will judge the defrosting time according to the system real requirement, reduce heating loss caused by unnecessary defrosting and create more comfort. Defrosting time can be shortened to 4 min. due to the specialized defrosting valve.

*This function is only available for heat pump series.

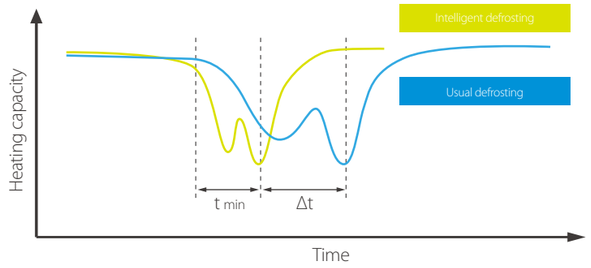

Rapid Warm Up and Cool Down Function

The DC Inverter Compressor system reaches full load rapidly providing less temperature fluctuation and an improved living environment.

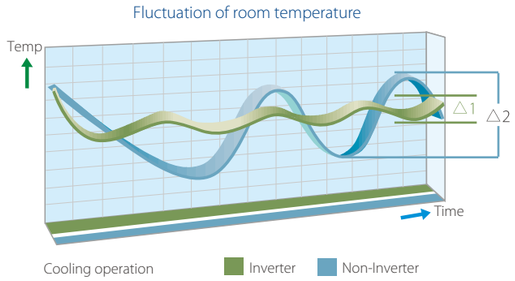

Easy Installation and Service

Simple Communication Wiring

Indoor centralized controller can be connected to either the indoor or the outdoor units. A single set of wiring can be used for system and network communication, making installation quicker and easier.



Auto Addressing

Outdoor unit can distribute addresses to indoor units automatically.
Remote and wired controllers can be used to query or modify each indoor unit's address.

Easy Maintenance

Special features that increase ease of maintenance include a control box inspection window for viewing the system status, a self-diagnosis function that speeds fault analysis, and the positioning of the compressor adjacent to the casing, which simplifies inspection and enables valve or compressor parts to be replaced easily.

Midea Unified Branch Piping

The unified Midea branch piping system is especially designed for simple installation and it also has specifically been designed to optimize refrigerant flow.

Outdoor branch joint

Indoor branch joint

Indoor branch header

Indoor branch box

*Indoor branch box is only available for Mini VRF Series.

Anti-corrosion Protection

Outdoor units are given anti-corrosion treatment for non-extreme conditions as standard and can also be customized with heavy anti-corrosion treatment on steel sheets, grills, coil fins, electric control box case and screws/bolts for surface protection against corrosive air, acid rain and saline air (for installations in coastal regions) to extend overall useful life.

The integrity of the anti-corrosion treatment is ensured by subjecting major components and parts to salt mist testing, moisture and heating testing and light aging testing.

Heat Exchanger Aluminum Foil

Standard products:
72h of neutral salt mist

Heavy anti-corrosion products:
1000h of neutral salt mist
140h of acid salt mist



Copper

Standard products:
24h of neutral salt mist

Heavy anti-corrosion products:
120h of neutral salt mist

Motor

Standard products:
72h of neutral salt mist

Heavy anti-corrosion products:
240h of neutral salt mist

Painted Sheet Metal

Standard products:
500h of neutral salt mist
1000h of moisture and heating test
500h of light aging test

Heavy anti-corrosion products:
1000h of neutral salt mist
2000h of moisture and heating test
720h of light aging test

Electric Control Box Case

Standard products:
96h of neutral salt mist

Heavy anti-corrosion products:
240h of neutral salt mist

Compressor / Motor Bolts

Standard products:
72h of neutral salt mist

Heavy anti-corrosion products:
168h of neutral salt mist

Screws / Bolts / Gaskets

Standard products:
300h of neutral salt mist

Heavy anti-corrosion products:
720h of neutral salt mist

Outdoor Unit can resist 27 years of simulated severe corrosion under a salt contaminated traffic environment

UL Anti-Corrosion Certificate

It has been certified by UL that our VRF outdoor unit can withstand 27 years of simulated severe corrosion under a salt contaminated traffic environment.

Note: UL Anti-Corrosion certificate is only available for VRF V5X Series.

Indoor Units
VRF indoor units

Fresh Air Processing Unit
100% fresh air supply

Ventilation
Heat recovery ventilator (HRV)

AHU Connection Kit
Connect to third party DX AHU

Control Systems
Smart control systems

VRF V5 X Series Heat Pump

Optimized design for small to large buildings

- ALL DC inverter compressors
- ALL DC fan motors
- Capacity up to 88HP
- Connectable indoor units quantity up to 64
- ESP up to 60Pa
- Duty cycling operation
- Backup operation
- Precise oil control technology
- Advanced silence technology
- Intelligent defrosting technology
- Simple communication wiring
- Auto addressing
- Easy maintenance

High EER and COP Values

DC compressors and fan motors together with a high-efficiency heat exchanger combine to give the V5 X Series top-class energy efficiency in cooling and heating.

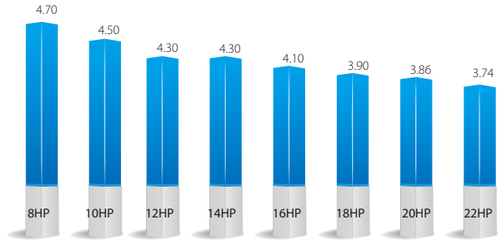

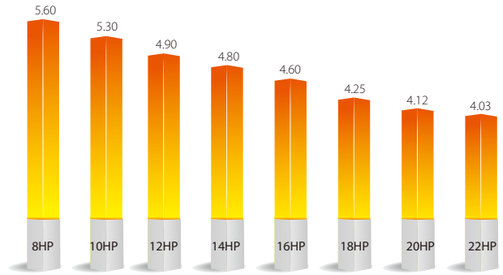

Long Piping Capability

Piping length	Capability
Total piping length	1000m
Longest length - actual (equivalent)	175m (200m)
Longest length after first branch	90m*
Largest height difference between indoor and outdoor units - ODU up (down)	90m (110m)
Largest height difference between indoor units	30m

*The longest length after first branch is 40m as standard but can be extended to up to 90m under certain conditions. Please contact your local Midea dealer for further information.

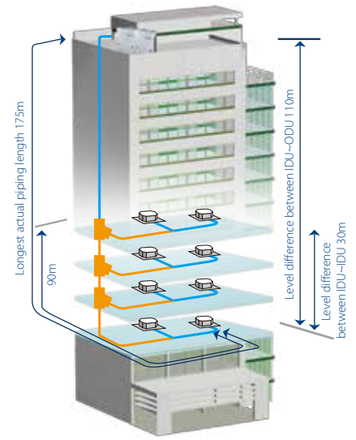

Rotatable Electric Control Box

The newly designed rotatable control box can be rotated up to 150 degrees to provide access to the pipeline system for inspection and maintenance without the need to remove the control box.



VRF V5 X Series - Heat Pump

380~415V, 3N, 50(60)Hz / 220V, 3Ph, 60Hz / 460V, 3Ph, 60Hz

HP			8	10	12
Model (380~415V, 3N, 50(60)Hz)			MV5-X252W/V2GN1	MV5-X280W/V2GN1	MV5-X335W/V2GN1
Model (220V, 3Ph, 60Hz)			MV5-X252W/V2DN1	MV5-X280W/V2DN1	MV5-X335W/V2DN1
Model (460V, 3Ph, 60Hz)			MV5-X252W/V2ZN1	MV5-X280W/V2ZN1	MV5-X335W/V2ZN1
Cooling	Capacity	kW	25.2	28.0	33.5
	Power input	kW	5.36	6.22	7.79
	EER		4.7	4.5	4.3
Heating	Capacity	kW	27.0	31.5	37.5
	Power input	kW	4.82	5.94	7.65
	COP		5.6	5.3	4.9
Connectable indoor unit	Total capacity		50~130% of outdoor unit capacity		
	Max. quantity		13	16	20
Compressor	Type		DC inverter		
	Quantity		1		
Fan motor	Type		DC motor		
	Quantity		1		
	Static pressure	Pa	0-20 (default)		
		Pa	20-60 (customized)		
Refrigerant	Type		R410A		
	Factory charging	kg	9	9	11
Pipe connections	Liquid pipe	mm	Φ12.7		Φ15.9
	Gas pipe	mm	Φ25.4		Φ28.6
	Oil balance pipe	mm	Φ6.35		
Airflow rate		m^3/h	12000		
Sound pressure level		dB(A)	58	59	60
Net dimension (W×H×D)		mm	990×1635×790		
Packing size (W×H×D)		mm	1090×1805×860		
Net weight (380V/220V)		kg	219		237
Net weight (460V)		kg	229		247
Gross weight (380V/220V)		kg	234		252
Gross weight (460V)		kg	249		267
Operating temperature range		℃	Cooling: -5-48; Heating: -20-24		

HP			14	16	18	20	22
Model (380~415V, 3N, 50(60)Hz)			MV5-X400W/V2GN1	MV5-X450W/V2GN1	MV5-X500W/V2GN1	MV5-X560W/V2GN1	MV5-X615W/V2GN1
Model (220V, 3Ph, 60Hz)			MV5-X400W/V2DN1	MV5-X450W/V2DN1	MV5-X500W/V2DN1	MV5-X560W/V2DN1	MV5-X615W/V2DN1
Model (460V, 3Ph, 60Hz)			MV5-X400W/V2ZN1	MV5-X450W/V2ZN1	MV5-X500W/V2ZN1	MV5-X560W/V2ZN1	MV5-X615W/V2ZN1
Cooling	Capacity	kW	40.0	45.0	50.0	56.0	61.5
	Power input	kW	9.3	10.98	12.82	14.51	16.44
	EER		4.3	4.1	3.9	3.86	3.74
Heating	Capacity	kW	45.0	50.0	56.0	63.0	69.0
	Power input	kW	9.38	10.87	13.18	15.29	17.12
	COP		4.8	4.6	4.25	4.12	4.03
Connectable indoor unit	Total capacity		50~130% of outdoor unit capacity				
	Max. quantity		23	26	29	33	36
Compressor	Type		DC inverter				
	Quantity		2				
Fan motor	Type		DC motor				
	Quantity		2				
	Static pressure	Pa	0-20 (default)				
		Pa	20-60 (customized)				
Refrigerant	Type		R410A				
	Factory charging	kg	13			16	
Pipe connections	Liquid pipe	mm	Φ15.9		Φ19.1		
	Gas pipe	mm	Φ31.8		Φ31.8		
	Oil balance pipe	mm	Φ6.35				
Airflow rate		m^3/h	14000		16000		
Sound pressure level		dB(A)	62		63		
Net dimension (W×H×D)		mm	1340×1635×790				
Packing size (W×H×D)		mm	1405×1805×855				
Net weight (380V/220V)		kg	297		305	340	
Net weight (460V)		kg	326		334	369	
Gross weight (380V/220V)		kg	315		323	358	
Gross weight (460V)		kg	353		361	396	
Operating temperature range		℃	Cooling: -5-48; Heating: -20-24				

Notes:
Capacities are based on the following conditions:
Cooling: Indoor temperature 27℃ DB/19℃ WB; Outdoor temperature 35℃ DB/24℃ WB; Heating: Indoor temperature 20℃ DB/15℃ WB; Outdoor temperature 7℃ DB/6℃ WB.
Piping length: Interconnecting piping length is 7.5m, level difference is zero.
Connection piping diameter of single-unit is the stop valve diameter of the unit.
Sound values are measured in a semi-anechoic room, at a position 1m in front of the unit and 1.3m above the floor.

VRF V5 X Series - Heat Pump

380~415V, 3N, 50(60)Hz / 220V, 3Ph, 60Hz / 460V, 3Ph, 60Hz

HP			24	26	28	30	32	34
Model (380~415V, 3N, 50(60)Hz)			MV5-X670W/V2GN1	MV5-X730W/V2GN1	MV5-X780W/V2GN1	MV5-X840W/V2GN1	MV5-X895W/V2GN1	MV5-X950W/V2GN1
Model (220V, 3Ph, 60Hz)			MV5-X670W/V2DN1	MV5-X730W/V2DN1	MV5-X780W/V2DN1	MV5-X840W/V2DN1	MV5-X895W/V2DN1	MV5-X950W/V2DN1
Model (460V, 3Ph, 60Hz)			MV5-X670W/V2ZN1	MV5-X730W/V2ZN1	MV5-X780W/V2ZN1	MV5-X840W/V2ZN1	MV5-X895W/V2ZN1	MV5-X950W/V2ZN1
Combination type			12HP×2	10HP+16HP	10HP+18HP	10HP+20HP	10HP+22HP	12HP+22HP
Cooling	Capacity	kW	67.0	73.0	78.0	84.0	89.5	95.0
	Power input	kW	15.58	17.2	19.04	20.73	22.67	24.23
	EER		4.3	4.24	4.1	4.05	3.95	3.92
Heating	Capacity	kW	75.0	81.5	87.5	94.5	100.5	106.5
	Power input	kW	15.31	16.81	19.12	21.23	23.06	24.77
	COP		4.9	4.85	4.58	4.45	4.36	4.3
Connectable indoor unit	Total capacity		50~130% of outdoor unit capacity					
	Max. quantity		39	43	46	50	53	56
Compressor	Type		DC inverter					
	Quantity		2	3				
Fan motor	Type		DC motor					
	Quantity		2	3				
Refrigerant	Type		R410A					
	Factory charging	kg	11×2	9+13		9+16		11+16
Pipe connections	Liquid pipe	mm	Φ15.9	Φ19.1				
	Gas pipe	mm	Φ28.6	Φ31.8				
	Oil balance pipe	mm	Φ6.35					
Airflow rate		m^3/h	24000	26000	28000			
Sound pressure level		dB(A)	64	65				
Net dimension (W×H×D)		mm	(990×1635×790)×2	(990×1635×790)+(1340×1635×790)				
Packing size (W×H×D)		mm	(1090×1805×860)×2	(1090×1805×860)+(1405×1805×855)				
Net weight (380V/220V)		kg	237×2	219+297	219+305	219+340		237+340
Net weight (460V)		kg	247×2	229+326	229+334	229+369		247+369
Gross weight (380V/220V)		kg	252×2	234+315	234+323	234+358		252+358
Gross weight (460V)		kg	267×2	249+353	249+361	249+396		267+396
Operating temperature range		℃	Cooling: -5-48; Heating: -20-24					

HP			36	38	40	42	44	46
Model (380~415V, 3N, 50(60)Hz)			MV5-X1000W/V2GN1	MV5-X1065W/V2GN1	MV5-X1115W/V2GN1	MV5-X1175W/V2GN1	MV5-X1230W/V2GN1	MV5-X1285W/V2GN1
Model (220V, 3Ph, 60Hz)			MV5-X1000W/V2DN1	MV5-X1065W/V2DN1	MV5-X1115W/V2DN1	MV5-X1175W/V2DN1	MV5-X1230W/V2DN1	MV5-X1285W/V2DN1
Model (460V, 3Ph, 60Hz)			MV5-X1000W/V2ZN1	MV5-X1065W/V2ZN1	MV5-X1115W/V2ZN1	MV5-X1175W/V2ZN1	MV5-X1230W/V2ZN1	MV5-X1285W/V2ZN1
Combination type			18HP×2	16HP+22HP	18HP+22HP	20HP+22HP	22HP×2	12HP×2+22HP
Cooling	Capacity	kW	100.0	106.5	111.5	117.5	123.0	128.5
	Power input	kW	25.64	27.42	29.26	30.95	32.89	32.03
	EER		3.9	3.88	3.81	3.8	3.74	4.01
Heating	Capacity	kW	112.0	119.0	125.0	132.0	138.0	144.0
	Power input	kW	26.35	27.99	30.3	32.41	34.24	32.43
	COP		4.25	4.25	4.13	4.07	4.03	4.44
Connectable indoor unit	Total capacity		50~130% of outdoor unit capacity					
	Max. quantity		59	63	64			
Compressor	Type		DC inverter					
	Quantity		4					
Fan motor	Type		DC motor					
	Quantity		4					
Refrigerant	Type		R410A					
	Factory charging	kg	13×2	13+16		16×2		11×2+16
Pipe connections	Liquid pipe	mm	Φ19.1					
	Gas pipe	mm	Φ38.1					
	Oil balance pipe	mm	Φ6.35					
Airflow rate		m^3/h	32000	30000	32000			40000
Sound pressure level		dB(A)	66					
Net dimension (W×H×D)		mm	(1340×1635×790)×2					(990×1635×790)×2+(1340×1635×790)
Packing size (W×H×D)		mm	(1405×1805×855)×2					(1090×1805×860)×2+(1405×1805×855)
Net weight (380V/220V)		kg	305×2	297+340	305+340	340×2		237×2+340
Net weight (460V)		kg	334×2	326+369	334+369	369×2		247×2+369
Gross weight (380V/220V)		kg	323×2	315+358	323+358	358×2		252×2+358
Gross weight (460V)		kg	361×2	353+396	361+396	396×2		267×2+396
Operating temperature range		℃	Cooling: -5-48; Heating: -20-24					

Notes:
Capacities are based on the following conditions:
Cooling: Indoor temperature 27℃ DB/19℃ WB; Outdoor temperature 35℃ DB/24℃ WB; Heating: Indoor temperature 20℃ DB/15℃ WB; Outdoor temperature 7℃ DB/6℃ WB.
Piping length: Interconnecting piping length is 7.5m, level difference is zero.
Connection piping diameter of multi-unit is the main pipe connecting to the first indoor branch joint, is case of the total equivalent liquid length is less than 90m. If the total equivalent liquid length is more than 90m, please refer to technical manual to choose the connection piping diameter.
Sound values are measured in a semi-anechoic room, at a position 1m in front of the unit and 1.3m above the floor.

VRF V5 X Series - Heat Pump

380~415V, 3N, 50(60)Hz / 220V, 3Ph, 60Hz / 460V, 3Ph, 60Hz

HP			48	50	52	54	56
Model (380~415V, 3N, 50(60)Hz)			MV5-X1345W/V2GN1	MV5-X1395W/V2GN1	MV5-X1455W/V2GN1	MV5-X1510W/V2GN1	MV5-X1565W/V2GN1
Model (220V, 3Ph, 60Hz)			MV5-X1345W/V2DN1	MV5-X1395W/V2DN1	MV5-X1455W/V2DN1	MV5-X1510W/V2DN1	MV5-X1565W/V2DN1
Model (460V, 3Ph, 60Hz)			MV5-X1345W/V2ZN1	MV5-X1395W/V2ZN1	MV5-X1455W/V2ZN1	MV5-X1510W/V2ZN1	MV5-X1565W/V2ZN1
Combination type			10HP+16HP+22HP	10HP+18HP+22HP	10HP+20HP+22HP	10HP+22HP×2	12HP+22HP×2
Cooling	Capacity	kW	134.5	139.5	145.5	151.0	156.5
	Power input	kW	33.64	35.49	37.17	39.11	40.68
	EER		4	3.93	3.91	3.86	3.85
Heating	Capacity	kW	150.5	156.5	163.5	169.5	175.5
	Power input	kW	33.93	36.24	38.36	40.19	41.9
	COP		4.44	4.32	4.26	4.22	4.19
Connectable indoor unit	Total capacity		50~130% of outdoor unit capacity				
	Max. quantity		64				
Compressor	Type		DC inverter				
	Quantity		5				
Fan motor	Type		DC motor				
	Quantity		5				
Refrigerant	Type		R410A				
	Factory charging	kg	9+13+16		9+16×2		11+16×2
Pipe connections	Liquid pipe	mm	Φ19.1		Φ22.2		
	Gas pipe	mm	Φ38.1		Φ41.3		
	Oil balance pipe	mm	Φ6.35				
Airflow rate		m^3/h	42000	44000			
Sound pressure level		dB(A)	67				
Net dimension (W×H×D)		mm	(990×1635×790)+(1340×1635×790)×2				
Packing size (W×H×D)		mm	(1090×1805×860)+(1405×1805×855)×2				
Net weight (380V/220V)		kg	219+297+340	219+305+340	219+340×2		237+340×2
Net weight (460V)		kg	229+326+369	229+334+369	229+369×2		247+369×2
Gross weight (380V/220V)		kg	234+315+358	234+323+358	234+358×2		252+358×2
Gross weight (460V)		kg	249+353+396	249+361+396	249+396×2		267+396×2
Operating temperature range		℃	Cooling: -5-48; Heating: -20-24				

HP			58	60	62	64	66	68
Model (380~415V, 3N, 50(60)Hz)			MV5-X1615W/V2GN1	MV5-X1680W/V2GN1	MV5-X1730W/V2GN1	MV5-X1790W/V2GN1	MV5-X1845W/V2GN1	MV5-X1900W/V2GN1
Model (220V, 3Ph, 60Hz)			MV5-X1615W/V2DN1	MV5-X1680W/V2DN1	MV5-X1730W/V2DN1	MV5-X1790W/V2DN1	MV5-X1845W/V2DN1	MV5-X1900W/V2DN1
Model (460V, 3Ph, 60Hz)			MV5-X1615W/V2ZN1	MV5-X1680W/V2ZN1	MV5-X1730W/V2ZN1	MV5-X1790W/V2ZN1	MV5-X1845W/V2ZN1	MV5-X1900W/V2ZN1
Combination type			18HP×2+22HP	16HP+22HP×2	18HP+22HP×2	20HP+22HP×2	22HP×3	12HP×2+22HP×2
Cooling	Capacity	kW	161.5	168.0	173.0	179.0	184.5	190.0
	Power input	kW	42.08	43.86	45.71	47.4	49.33	48.47
	EER		3.84	3.83	3.78	3.78	3.74	3.92
Heating	Capacity	kW	181.0	188.0	194.0	201.0	207.0	213.0
	Power input	kW	43.47	45.11	47.42	49.53	51.36	46.13
	COP		4.16	4.17	4.09	4.06	4.03	4.62
Connectable indoor unit	Total capacity		50~130% of outdoor unit capacity					
	Max. quantity		64					
Compressor	Type		DC inverter					
	Quantity		6					
Fan motor	Type		DC motor					
	Quantity		6					
Refrigerant	Type		R410A					
	Factory charging	kg	13×2+16	13+16×2		16×3		11×2+16×2
Pipe connections	Liquid pipe	mm	Φ22.2					Φ25.4
	Gas pipe	mm	Φ41.3					Φ44.5
	Oil balance pipe	mm	Φ6.35					
Airflow rate		m^3/h	48000	46000	48000			56000
Sound pressure level		dB(A)	68					
Net dimension (W×H×D)		mm	(1340×1635×790)×3					(990×1635×790)×2+ (1340×1635×790)×2
Packing size (W×H×D)		mm	(1405×1805×855)×3					(1090×1805×860)×2+ (1405×1805×855)×2
Net weight (380V/220V)		kg	305×2+340	297+340×2	305+340×2	340×3		237×2+340×2
Net weight (460V)		kg	334×2+369	326+369×2	334+369×2	369×3		247×2+369×2
Gross weight (380V/220V)		kg	323×2+358	315+358×2	323+358×2	358×3		252×2+358×2
Gross weight (460V)		kg	361×2+396	361+396×2	361+396×2	396×3		267×2+396×2
Operating temperature range		℃	Cooling: -5-48; Heating: -20-24					

Notes:
Capacities are based on the following conditions:
Cooling: Indoor temperature 27°C DB/19°C WB; Outdoor temperature 35°C DB/24°C WB; Heating: Indoor temperature 20°C DB/15°C WB; Outdoor temperature 7°C DB/6°C WB.
Piping length: Interconnecting piping length is 7.5m, level difference is zero.
Connection piping diameter of multi-unit is the main pipe connecting to the first indoor branch joint, is case of the total equivalent liquid length is less than 90m. If the total equivalent liquid length is more than 90m, please refer to technical manual to choose the connection piping diameter.
Sound values are measured in a semi-anechoic room, at a position 1m in front of the unit and 1.3m above the floor.

VRF V5 X Series - Heat Pump

380~415V, 3N, 50(60)Hz / 220V, 3Ph, 60Hz / 460V, 3Ph, 60Hz

HP			70	72	74	76	78
Model (380~415V, 3N, 50(60)Hz)			MV5-X1960W/V2GN1	MV5-X2010W/V2GN1	MV5-X2070W/V2GN1	MV5-X2125W/V2GN1	MV5-X2180W/V2GN1
Model (220V, 3Ph, 60Hz)			MV5-X1960W/V2DN1	MV5-X2010W/V2DN1	MV5-X2070W/V2DN1	MV5-X2125W/V2DN1	MV5-X2180W/V2DN1
Model (460V, 3Ph, 60Hz)			MV5-X1960W/V2ZN1	MV5-X2010W/V2ZN1	MV5-X2070W/V2ZN1	MV5-X2125W/V2ZN1	MV5-X2180W/V2ZN1
Combination type			10HP+16HP+22HP×2	10HP+18HP+22HP×2	10HP+20HP+22HP×2	10HP+22HP×3	12HP+22HP×3
Cooling	Capacity	kW	196.0	201.0	207.0	212.5	218.0
	Power input	kW	50.09	51.93	53.62	55.55	57.12
	EER		3.91	3.87	3.86	3.83	3.82
Heating	Capacity	kW	219.5	225.5	232.5	238.5	244.5
	Power input	kW	51.06	53.36	55.48	57.31	59.02
	COP		4.3	4.23	4.19	4.16	4.14
Connectable indoor unit	Total capacity		50~130% of outdoor unit capacity				
	Max. quantity		64				
Compressor	Type		DC inverter				
	Quantity		7				
Fan motor	Type		DC motor				
	Quantity		7				
Refrigerant	Type		R410A				
	Factory charging	kg	9+13+16×2		9+16×3		11+16×3
Pipe connections	Liquid pipe	mm	Φ25.4				
	Gas pipe	mm	Φ44.5				
	Oil balance pipe	mm	Φ6.35				
Airflow rate		m^3/h	58000	60000			
Sound pressure level		dB(A)	69				
Net dimension (W×H×D)		mm	(990×1635×790)+(1340×1635×790)×3				
Packing size (W×H×D)		mm	(1090×1805×860)+(1405×1805×855)×3				
Net weight (380V/220V)		kg	219+297+340×2	219+305+340×2	219+340×3		237+340×3
Net weight (460V)		kg	229+326+369×2	229+334+369×2	229+369×3		247+369×3
Gross weight (380V/220V)		kg	234+315+358×2	234+323+358×2	234+358×3		252+358×3
Gross weight (460V)		kg	249+353+396×2	249+361+396×2	249+396×3		267+396×3
Operating temperature range		℃	Cooling: -5-48; Heating: -20-24				

HP			80	82	84	86	88
Model (380~415V, 3N, 50(60)Hz)			MV5-X2230W/V2GN1	MV5-X2295W/V2GN1	MV5-X2345W/V2GN1	MV5-X2405W/V2GN1	MV5-X2460W/V2GN1
Model (220V, 3Ph, 60Hz)			MV5-X2230W/V2DN1	MV5-X2295W/V2DN1	MV5-X2345W/V2DN1	MV5-X2405W/V2DN1	MV5-X2460W/V2DN1
Model (460V, 3Ph, 60Hz)			MV5-X2230W/V2ZN1	MV5-X2295W/V2ZN1	MV5-X2345W/V2ZN1	MV5-X2405W/V2ZN1	MV5-X2460W/V2ZN1
Combination type			18HP×2+22HP×2	16HP+22HP×3	18HP+22HP×3	20HP+22HP×3	22HP×4
Cooling	Capacity	kW	223.0	229.5	234.5	240.5	246.0
	Power input	kW	58.53	60.31	62.15	63.84	65.78
	EER		3.81	3.81	3.77	3.77	3.74
Heating	Capacity	kW	250.0	257.0	263.0	270.0	276.0
	Power input	kW	60.6	62.23	64.54	66.66	68.49
	COP		4.13	4.13	4.07	4.05	4.03
Connectable indoor unit	Total capacity		50~130% of outdoor unit capacity				
	Max. quantity		64				
Compressor	Type		DC inverter				
	Quantity		8				
Fan motor	Type		DC motor				
	Quantity		8				
Refrigerant	Type		R410A				
	Factory charging	kg	13×2+16×2	13+16×3		16×4	
Pipe connections	Liquid pipe	mm	Φ25.4				
	Gas pipe	mm	Φ44.5				
	Oil balance pipe	mm	Φ6.35				
Airflow rate		m^3/h	64000	62000	64000		
Sound pressure level		dB(A)	70				
Net dimension (W×H×D)		mm	(1340×1635×790)×4				
Packing size (W×H×D)		mm	(1405×1805×855)×4				
Net weight (380V/220V)		kg	305×2+340×2	297+340×3	305+340×3	340×4	
Net weight (460V)		kg	334×2+369×2	326+369×3	334+369×3	369×4	
Gross weight (380V/220V)		kg	323×2+358×2	315+358×3	323+358×3	358×4	
Gross weight (460V)		kg	361×2+396×2	353+396×3	361+396×3	396×4	
Operating temperature range		℃	Cooling: -5-48; Heating: -20-24				

Notes:
Capacities are based on the following conditions:
Cooling: Indoor temperature 27°C DB/19°C WB; Outdoor temperature 35°C DB/24°C WB; Heating: Indoor temperature 20°C DB/15°C WB; Outdoor temperature 7°C DB/6°C WB.
Piping length: Interconnecting piping length is 7.5m, level difference is zero.
Connection piping diameter of multi-unit is the main pipe connecting to the first indoor branch joint, is case of the total equivalent liquid length is less than 90m. If the total equivalent liquid length is more than 90m, please refer to technical manual to choose the connection piping diameter.
Sound values are measured in a semi-anechoic room, at a position 1m in front of the unit and 1.3m above the floor.

Indoor Units
VRF indoor units

Fresh Air Processing Unit
100% fresh air supply

Ventilation
Heat recovery ventilator (HRV)

AHU Connection Kit
Connect to third party DX AHU

Control Systems
Smart control systems

VRF VC Pro Series Cooling Only

Optimized design for small to large buildings

- ALL DC inverter compressors
- ALL DC fan motors
- Capacity up to 90HP
- Connectable indoor units quantity up to 64
- ESP up to 60Pa
- Duty cycling operation
- Backup operation
- Precise oil control technology
- Advanced silence technology
- Simple communication wiring
- Auto addressing
- Easy maintenance

Energy Management System (EMS)

- Floating refrigerant temperature to balance comfort and efficiency
  The evaporating temperature is automatically adjusted according to both indoor and outdoor temperature to maximize the comfort and energy efficiency.

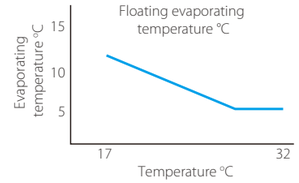

- Output limitation during electricity supply restrictions
  With the integration of EMS, for projects with temporary electricity supply restrictions, VC Pro VRF can be set to output 40-100% capacity.

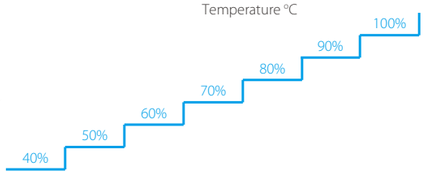

G-side heat exchanger

24-30HP units use a high efficiency G-shape heat exchanger with a heat exchange area 1.5 times that of the 22HP unit.



2-rows G-type heat exchanger

High efficiency"2-1"refrigerant flow

The high efficiency "2-1" refrigerant flow design increases the proportion of liquid refrigerant in heat exchanger and improves heat exchange efficiency.

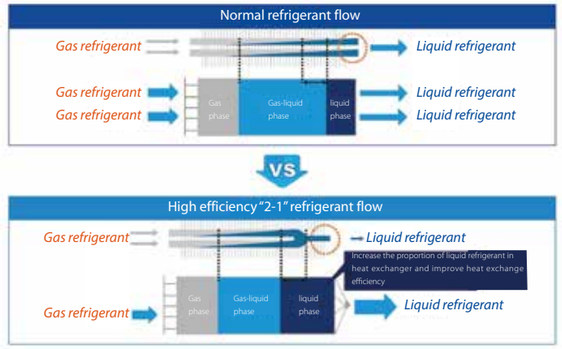

Wide Operation Range

The VC Pro VRF can operate stably in a wide ambient temperature range: from -5℃ to 55℃ in cooling mode.

Long Piping Capability

- Total piping length: 1000m
- Longest piping length-actual (equivalent): 175m(200m)
- Longest piping length after first branch: 40/90*m
- Level difference between IDUs and ODU-ODU above (below): 90m (110m)
- Level difference between IDUs: 30m

*The longest length after 1st branch is 40m as standard but can be extended up to 90m under certain conditons. Please contact your local Midea dealer for further information.

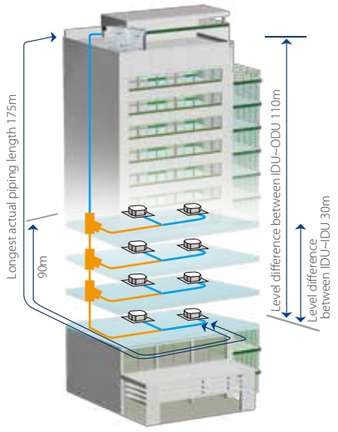

Real-time Refrigerant Amount Monitoring

The temperature and pressure of refrigerant can be real-time monitored by the outdoor unit. When the level of refrigerant is too low or too high, it can cause damage to the unit and poor performance. VC Pro outdoor unit can detect excessive or insufficient amounts of refrigerant to ensure consistent performance.

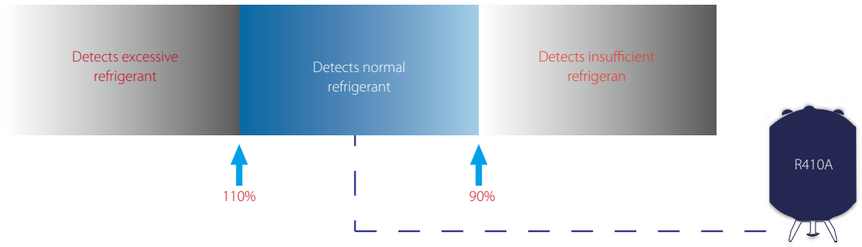

Refrigerant cooling PCB

The VC PRO VRF uses refrigerant cooling technology to cool the electric control box. It decreases the average temperature of electrical control components by about 8 degrees, guaranteeing the stable and safe running of the control system.



Intelligent Configurations

Intelligent configurations greatly simplify installation, commissioning and servicing.

- Field local configuration achieves quick and easy on-site settings, simplifies installation and commissioning.
- System checking and settings also can be easily achieved via wired controller making the configuration more flexible and convenient.
- A desktop or laptop PC can be used for browser-based access to achieve system configurations through IMMPRO gateway via LAN connection.

Oil Balance pipe not required

With the new oil management system, there is no need of oil balance pipe.



Automatic Refrigerant Charging

Automatic refrigerant charging makes installation and service easier and more efficient.

*This function is available as a customization option.

Dust-clean function*

The innovatively designed dust-clean function enables the outdoor unit to prevent the dust by itself.

*This function is available as a customization option.

Precise temperature control

VC Pro outdoor unit uses multiple and high precision EXVs to create comfortable indoor environment. The EXV control precision is up to 3000-stage which can precisely control refrigerant flow and guarantee stable indoor temperature. In this way,temperature setting can be adjusted in 0.5℃ step, enabling precise comfort control.

3000
Stage EXV control

VRF VC Pro Series - Cooling Only

380~415V, 3N, 50(60)Hz

HP			8	10	12
Model name			MVC-224WV2GN1	MVC-280WV2GN1	MVC-335WV2GN1
Power supply		V/N/Hz	380-415/3/50(60)		
Cooling[1]	Capacity	kW	22.4	28.0	33.5
		kBtu/h	76.5	95.6	114.4
	Power input	kW	5.17	6.81	9.13
	EER		4.33	4.11	3.67
Connected indoor unit	Total capacity		50-130%		
	Maximum quantity		13	16	20
Compressor	Type		DC inverter		
	Quantity		1		
Fan	Type		DC		
	Model		ZKSN-560-8-42L		
	Quantity		1		
	Motor output	kW	0.56		
	Max. ESP	Pa	20 default;60 customization option		
	Airflow rate	m^3/h	10400		10800
Refrigerant	Type		R410A		
	Factory charge	kg	8		
Pipe connections[2]	Liquid pipe	mm	Φ12.7	Φ12.7	Φ15.9
	Gas pipe	mm	Φ25.4	Φ25.4	Φ28.6
Sound pressure level[3]		dB(A)	57	58	60
Net dimensions (W×H×D)		mm	960×1615×765		
Packed dimensions (W×H×D)		mm	1025×1790×830		
Net weight		kg	188		
Gross weight		kg	204		
Ambient temp.	Cooling	℃	-5 ℃ to 55 ℃		

HP			14	16	18	20
Model name			MVC-400WV2GN1	MVC-450WV2GN1	MVC-500WV2GN1	MVC-560WV2GN1
Power supply		V/N/Hz	380-415/3/50(60)			
Cooling[1]	Capacity	kW	40.0	45.0	50.0	56.0
		kBtu/h	136.6	153.7	170.8	191.3
	Power input	kW	10.58	12.26	14.88	17.66
	EER		3.78	3.67	3.36	3.17
Connected indoor unit	Total capacity		50-130%			
	Maximum quantity		23	26	29	33
Compressor	Type		DC inverter			
	Quantity		1		2	
Fan	Type		DC			
	Model		ZKSN-750-8-2		ZKSN-560-8-42L	
	Quantity		1		2	
	Motor output	kW	0.75		0.56×2	
	Max. ESP	Pa	20 default;60 customization option			
	Airflow rate	m^3/h	11600		12000	12200
Refrigerant	Type		R410A		R410A	
	Factory charge	kg	11		13	
Pipe connections[2]	Liquid pipe	mm	Φ15.9		Φ19.1	
	Gas pipe	mm	Φ31.8		Φ31.8	
Sound pressure level[3]		dB(A)	60		63	
Net dimensions (W×H×D)		mm	960×1615×765		1250×1615×765	
Packed dimensions (W×H×D)		mm	1025×1790×830		1305×1790×820	
Net weight		kg	197		278	
Gross weight		kg	213		297	
Ambient temp.	Cooling	℃	-5 ℃ to 55 ℃			

Notes:
1. Indoor temperature 27℃ DB, 19℃ WB; outdoor temperature 35℃ DB; equivalent refrigerant piping length 7.5m with zero level difference.
2. Diameters given are those of the unit's accessories.
3. Sound pressure level is measured at a position 1m in front of the unit and 1.3m above the floor in a semi-anechoic chamber.

VRF VC Pro Series - Cooling Only

380~415V, 3N, 50(60)Hz

HP			22	24	26
Model name			MVC-615WV2GN1	MVC-670WV2GN1	MVC-730WV2GN1
Power supply		V/N/Hz	380-415/3/50(60)		
Cooling[1]	Capacity	kW	61.5	67.0	73.0
		kBtu/h	210.0	228.8	249.3
	Power input	kW	20.23	20.68	23.40
	EER		3.04	3.24	3.12
Connected indoor unit	Total capacity		50-130%	50-130%	50-130%
	Maximum quantity		36	39	43
Compressor	Type		DC inverter		
	Quantity		2		
Fan	Type		DC		
	Model		ZKSN-560-8-42L		
	Quantity		2		
	Motor output	kW	0.56×2		
	Max. ESP	Pa	20 default;60 customization option		
	Airflow rate	m^3/h	12200	19600	
Refrigerant	Type		R410A		
	Factory charge	kg	13	19	
Pipe connections[2]	Liquid pipe	mm	Φ19.1		Φ22.2
	Gas pipe	mm	Φ31.8		
Sound pressure level[3]		dB(A)	63	64	
Net dimensions (W×H×D)		mm	1250×1615×765	1585×1615×765	
Packed dimensions (W×H×D)		mm	1305×1790×820	1650×1810×840	
Net weight		kg	278	338	
Gross weight		kg	297	362	
Ambient temp.	Cooling	℃	-5 ℃ to 55 ℃		

HP			28	30
Model name			MVC-785WV2GN1	MVC-850WV2GN1
Power supply		V/N/Hz	380-415/3/50(60)	
Cooling[1]	Capacity	kW	78.5	85.0
		kBtu/h	268.1	290.3
	Power input	kW	26.08	29.51
	EER		3.01	2.88
Connected indoor unit	Total capacity		50-130%	50-130%
	Maximum quantity		46	50
Compressor	Type		DC inverter	
	Quantity		2	
Fan	Type		DC	
	Model		ZKSN-560-8-42L	
	Quantity		2	
	Motor output	kW	0.56×2	
	Max. ESP	Pa	20 default;60 customization option	
	Airflow rate	m^3/h	20600	
Refrigerant	Type		R410A	
	Factory charge	kg	19	
Pipe connections[2]	Liquid pipe	mm	Φ22.2	
	Gas pipe	mm	Φ31.8	Φ38.1
Sound pressure level[3]		dB(A)	64	
Net dimensions (W×H×D)		mm	1585×1615×765	
Packed dimensions (W×H×D)		mm	1650×1810×840	
Net weight		kg	338	
Gross weight		kg	362	
Ambient temp.	Cooling	℃	-5 ℃ to 55 ℃	

Notes:
1. Indoor temperature 27℃ DB, 19℃ WB; outdoor temperature 35℃ DB; equivalent refrigerant piping length 7.5m with zero level difference.
2. Diameters given are those of the unit's accessories.
3. Sound pressure level is measured at a position 1m in front of the unit and 1.3m above the floor in a semi-anechoic chamber.

VRF VC Pro Series - Cooling Only

380~415V, 3N, 50(60)Hz

HP			32	34	36	38
Model name			MVC-900WV2GN1	MVC-950WV2GN1	MVC-1010WV2GN1	MVC-1065WV2GN1
Combination type			16HP+16HP	22HP+12HP	20HP+16HP	22HP+16HP
Power supply		V/N/Hz	380-415/3/50(60)			
Cooling[1]	Capacity	kW	90.0	95.0	101.0	106.5
		kBtu/h	307.4	324.4	345.0	363.7
	Power input	kW	24.52	29.36	29.92	32.49
	EER		3.67	3.24	3.38	3.28
Connected indoor unit	Total capacity		50-130%			
	Maximum quantity		53	56	59	63
Compressor	Type		DC inverter			
	Quantity		2	3		
Fan	Type		DC			
	Quantity		2	3		
	Max. ESP	Pa	20 default;60 customization option			
Refrigerant	Type		R410A			
	Factory charge	kg	11×2	13+8	13+11	
Pipe connections[2]	Liquid pipe	mm	19.1	19.1	19.1	
	Gas pipe	mm	31.8	31.8	38.1	
Sound pressure level[3]		dB(A)	64	65		
Net dimensions (W×H×D)		mm	(960×1615×765)×2	(1250×1615×765)+(960×1615×765)		
Packed dimensions (W×H×D)		mm	(1025×1790×830)×2	(1305×1790×820)+(1025×1790×830)		
Net weight		kg	188×2	278+188		
Gross weight		kg	204×2	297+204		
Ambient temp	Cooling	℃	-5℃ to 55 ℃			

HP			40	42	44
Model name			MVC-1120WV2GN1	MVC-1180WV2GN1	MVC-1235WV2GN1
Combination type			24HP+16HP	26HP+16HP	28HP+16HP
Power supply		V/N/Hz	380-415/3/50(60)		
Cooling[1]	Capacity	kW	112.0	118.0	123.5
		kBtu/h	382.5	403.0	421.8
	Power input	kW	32.94	35.66	38.34
	EER		3.40	3.31	3.22
Connected indoor unit	Total capacity		50-130%		
	Maximum quantity		64		
Compressor	Type		DC inverter		
	Quantity		3		
Fan	Type		DC		
	Quantity		3		
	Max. ESP	Pa	20 default;60 customization option		
Refrigerant	Type		R410A		
	Factory charge	kg	19+11		
Pipe connections[2]	Liquid pipe	mm	19.1		
	Gas pipe	mm	38.1		
Sound pressure level[3]		dB(A)	65		66
Net dimensions (W×H×D)		mm	(1585×1615×765)+(960×1615×765)		
Packed dimensions (W×H×D)		mm	(1650×1810×840)+(1025×1790×830)		
Net weight		kg	338+188		
Gross weight		kg	362+204		
Ambient temp.	Cooling	℃	-5℃ to 55 ℃		

Notes:
1. Indoor temperature 27℃ DB, 19℃ WB; outdoor temperature 35℃ DB; equivalent refrigerant piping length 7.5m with zero level difference.
2. Diameters given are those for the pipe connecting the outdoor unit combination to the first indoor branch joint for systems with total equivalent liquid piping lengths of less than 90m. For systems with total equivalent liquid piping lengths of 90m or longer, please refer to the VC Pro Series Engineering Data Book for connection piping diameters.
3. Sound pressure level is measured at a position 1m in front of the unit and 1.3m above the floor in a semi-anechoic chamber.

VRF VC Pro Series - Cooling Only

380~415V, 3N, 50(60)Hz

HP			46	48	50	52
Model name			MVC-1300WV2GN1	MVC-1345WV2GN1	MVC-1400WV2GN1	MVC-1465WV2GN1
Combination type			30HP+16HP	26HP+22HP	28HP+22HP	30HP+22HP
Power supply		V/N/Hz	380-415/3/50(60)			
Cooling[1]	Capacity	kW	130.0	134.5	140.0	146.5
		kBtu/h	444.0	459.3	478.1	500.3
	Power input	kW	41.77	43.63	46.31	49.74
	EER		3.11	3.08	3.02	2.95
Connected indoor unit	Total capacity		50-130%			
	Maximum quantity		64			
Compressor	Type		DC inverter			
	Quantity		3	4		
Fan	Type		DC			
	Quantity		3	4		
	Max. ESP	Pa	20 default;60 customization option			
Refrigerant	Type		R410A			
	Factory charge	kg	19+11	19+13		
Pipe connections[2]	Liquid pipe	mm	19.1			
	Gas pipe	mm	38.1			
Sound pressure level[3]		dB(A)	66			
Net dimensions (W×H×D)		mm	(1585×1615×765)+(960×1615×765)	(1585×1615×765)+(1250×1615×765)		
Packed dimensions (W×H×D)		mm	(1650×1810×840)+(1025×1790×830)	(1650×1810×840)+(1305×1790×820)		
Net weight		kg	338+188			
Gross weight		kg	362+204			
Ambient temp.	Cooling	℃	-5℃ to 55 ℃			

HP			54	56	58
Model name			MVC-1515WV2GN1	MVC-1570WV2GN1	MVC-1635WV2GN1
Combination type			28HP+26HP	28HP+28HP	30HP+28HP
Power supply		V/N/Hz	380-415/3/50(60)		
Cooling[1]	Capacity	kW	151.5	157.0	163.5
		kBtu/h	517.4	536.2	558.4
	Power input	kW	49.48	52.16	55.59
	EER		3.06	3.01	2.94
Connected indoor unit	Total capacity		50-130%		
	Maximum quantity		64		
Compressor	Type		DC inverter		
	Quantity		4		
Fan	Type		DC		
	Quantity		4		
	Max. ESP	Pa	20 default;60 customization option		
Refrigerant	Type		R410A		
	Factory charge	kg	19×2		
Pipe connections[2]	Liquid pipe	mm	19.1		
	Gas pipe	mm	38.1	41.2	
Sound pressure level[3]		dB(A)	66	66	
Net dimensions (W×H×D)		mm	(1585×1615×765)×2		
Packed dimensions (W×H×D)		mm	(1650×1810×840)×2		
Net weight		kg	338×2		
Gross weight		kg	362×2		
Ambient temp.	Cooling	℃	-5℃ to 55 ℃		

Notes:
1. Indoor temperature 27℃ DB, 19℃ WB; outdoor temperature 35℃ DB; equivalent refrigerant piping length 7.5m with zero level difference.
2. Diameters given are those for the pipe connecting the outdoor unit combination to the first indoor branch joint for systems with total equivalent liquid piping lengths of less than 90m. For systems with total equivalent liquid piping lengths of 90m or longer, please refer to the VC Pro Series Engineering Data Book for connection piping diameters.
3. Sound pressure level is measured at a position 1m in front of the unit and 1.3m above the floor in a semi-anechoic chamber.

VRF VC Pro Series - Cooling Only

380~415V, 3N, 50(60)Hz

HP			60	62	64	66
Model name			MVC-1700WV2GN1	MVC-1750WV2GN1	MVC-1795WV2GN1	MVC-1850WV2GN1
Combination type			30HP+30HP	30HP+16HP+16HP	26HP+22HP+16HP	28HP+22HP+16HP
Power supply		V/N/Hz	380-415/3/50(60)			
Cooling[1]	Capacity	kW	170.0	175.0	179.5	185.0
		kBtu/h	580.6	597.8	613.0	631.8
	Power input	kW	59.02	54.03	55.89	58.57
	EER		2.88	3.24	3.21	3.16
Connected indoor unit	Total capacity		50-130%			
	Maximum quantity		64			
Compressor	Type		DC inverter			
	Quantity		4		5	
Fan	Type		DC			
	Quantity		4		5	
	Max. ESP	Pa	20 default;60 customization option			
Refrigerant	Type		R410A			
	Factory charge	kg	19×2	19+11×2	19+13+11	
Pipe connections[2]	Liquid pipe	mm	19.1			
	Gas pipe	mm	41.2			
Sound pressure level[3]		dB(A)	66			
Net dimensions (W×H×D)		mm	(1585×1615×765)×2	(1585×1615×765)+(960×1615×765)×2	(1585×1615×765)+(1250×1615×765)+(960×1615×765)	
Packed dimensions (W×H×D)		mm	(1650×1810×840)×2	(1650×1810×840)+(1025×1790×830)×2	(1650×1810×840)+(1305×1790×820)+(1025×1790×830)	
Net weight		kg	338×2	338+188×2	338+278+197	
Gross weight		kg	362×2	362+204×2	362+297+213	
Ambient temp	Cooling	℃	-5℃ to 55 ℃			

HP			68	70	72	74
Model name			MVC-1915WV2GN1	MVC-1965WV2GN1	MVC-2020WV2GN1	MVC-2085WV2GN1
Combination type			30HP+22HP+16HP	28HP+26HP+16HP	28HP+28HP+16HP	30HP+28HP+16HP
Power supply		V/N/Hz	380-415/3/50(60)			
Cooling[1]	Capacity	kW	191.5	196.5	202.0	208.5
		kBtu/h	654.1	671.1	689.9	712.2
	Power input	kW	62.00	61.74	64.42	67.85
	EER		3.09	3.18	3.14	3.07
Connected indoor unit	Total capacity		50-130%			
	Maximum quantity		64			
Compressor	Type		DC inverter			
	Quantity		5			
Fan	Type		DC			
	Quantity		5			
	Max. ESP	Pa	20 default;60 customization option			
Refrigerant	Type		R410A			
	Factory charge	kg	19+13+11	19×2+11		
Pipe connections[2]	Liquid pipe	mm	22.2			
	Gas pipe	mm	44.5			
Sound pressure level[3]		dB(A)	67			68
Net dimensions (W×H×D)		mm	(1585×1615×765)+(1250×1615×765)+(960×1615×765)	(1585×1615×765)×2+(960×1615×765)		
Packed dimensions (W×H×D)		mm	(1650×1810×840)+(1305×1790×820)+(1025×1790×830)	(1650×1810×840)×2+(1025×1790×830)		
Net weight		kg	338+278+197	338×2+188		
Gross weight		kg	362+297+213	362×2+204		
Ambient temp	Cooling	℃	-5℃ to 55 ℃			

Notes:
1. Indoor temperature 27℃ DB, 19℃ WB; outdoor temperature 35℃ DB; equivalent refrigerant piping length 7.5m with zero level difference.
2. Diameters given are those for the pipe connecting the outdoor unit combination to the first indoor branch joint for systems with total equivalent liquid piping lengths of less than 90m. For systems with total equivalent liquid piping lengths of 90m or longer, please refer to the VC Pro Series Engineering Data Book for connection piping diameters.
3. Sound pressure level is measured at a position 1m in front of the unit and 1.3m above the floor in a semi-anechoic chamber.

VRF VC Pro Series - Cooling Only

380~415V, 3N, 50(60)Hz

HP			76	78	80	82
Model name			MVC-2150WV2GN1	MVC-2185WV2GN1	MVC-2250WV2GN1	MVC-2315WV2GN1
Combination type			30HP+30HP+16HP	28HP+28HP+22HP	30HP+28HP+22HP	30HP+30HP+22HP
Power supply		V/N/Hz	380-415/3/50(60)			
Cooling[1]	Capacity	kW	215.0	218.5	225.0	231.5
		kBtu/h	734.4	746.2	768.4	790.6
	Power input	kW	71.28	72.39	75.82	79.25
	EER		3.02	3.02	2.97	2.92
Connected indoor unit	Total capacity		50-130%			
	Maximum quantity		64			
Compressor	Type		DC inverter			
	Quantity		5	6		
Fan	Type		DC			
	Quantity		5	6		
	Max. ESP	Pa	20 default;60 customization option			
Refrigerant	Type		R410A			
	Factory charge	kg	19×2+11	19×2+13		
Pipe connections[2]	Liquid pipe	mm	22.2			
	Gas pipe	mm	44.5			
Sound pressure level[3]		dB(A)	68			
Net dimensions (W×H×D)		mm	(1585×1615×765)×2+(960×1615×765)	(1585×1615×765)×2+(1250×1615×765)		
Packed dimensions (W×H×D)		mm	(1650×1810×840)×2+(1025×1790×830)	(1650×1810×840)×2+(1305×1790×820)		
Net weight		kg	338×2+188			
Gross weight		kg	362×2+204			
Ambient temp	Cooling	℃	-5℃ to 55 ℃			

HP			84	86	88	90
Model name			MVC-2355WV2GN1	MVC-2420WV2GN1	MVC-2485WV2GN1	MVC-2550WV2GN1
Combination type			28HP+28HP+28HP	30HP+28HP+28HP	30HP+30HP+28HP	30HP+30HP+30HP
Power supply		V/N/Hz	380-415/3/50(60)			
Cooling[1]	Capacity	kW	235.5	242.0	248.5	255.0
		kBtu/h	804.3	826.5	848.7	870.9
	Power input	kW	78.24	81.67	85.10	88.53
	EER		3.01	2.96	2.92	2.88
Connected indoor unit	Total capacity		50-130%			
	Maximum quantity		64			
Compressor	Type		DC inverter			
	Quantity		6			
Fan	Type		DC			
	Quantity		6			
	Max. ESP	Pa	20 default;60 customization option			
Refrigerant	Type		R410A			
	Factory charge	kg	19×3			
Pipe connections[2]	Liquid pipe	mm	25.4			
	Gas pipe	mm	50.8			
Sound pressure level[3]		dB(A)	68			
Net dimensions (W×H×D)		mm	(1585×1615×765)×3			
Packed dimensions (W×H×D)		mm	(1650×1810×840)×3			
Net weight		kg	338×3			
Gross weight		kg	362×3			
Ambient temp	Cooling	℃	-5℃ to 55 ℃			

Notes:
1. Indoor temperature 27℃ DB, 19℃ WB; outdoor temperature 35℃ DB; equivalent refrigerant piping length 7.5m with zero level difference.
2. Diameters given are those for the pipe connecting the outdoor unit combination to the first indoor branch joint for systems with total equivalent liquid piping lengths of less than 90m. For systems with total equivalent liquid piping lengths of 90m or longer, please refer to the VC Pro Series Engineering Data Book for connection piping diameters.
3. Sound pressure level is measured at a position 1m in front of the unit and 1.3m above the floor in a semi-anechoic chamber.

VRF VC Pro Series - Cooling Only

220V, 3Ph, 50(60)Hz

HP			8	10	12
Model name			MVC-224WV2WN1	MVC-280WV2WN1	MVC-335WV2WN1
Power supply		V/Ph/Hz	220/3/50(60)		
Cooling[1]	Capacity	kW	22.4	28.0	33.5
		kBtu/h	76.5	95.6	114.4
	Power input	kW	5.25	7.10	8.90
	EER		4.27	3.94	3.76
Connected indoor unit	Total capacity		50-130%		
	Maximum quantity		13	16	20
Compressor	Type		DC inverter		
	Quantity		1		
Fan	Type		DC		
	Quantity		1		
	Motor output	kW	0.56		
	Static pressure	Pa(in.wg)	20(0.08) default;60(0.24) customization option		
	Airflow rate	m^3/h(CFM)	10400(6121)		10800(6357)
	Drive type		Direct		
Refrigerant	Type		R410A		
	Factory charge	kg(lbs)	8(17.6)		
Pipe connections[2]	Liquid pipe	mm(inch)	Φ12.7(1/2)		
	Gas pipe	mm(inch)	Φ25.4(1)		Φ28.6(1-1/8)
Sound pressure level[3]		dB(A)	57	58	60
Net dimensions (W×H×D)		mm	960×1615×765		
		inch	37-13/16×63-9/16×30-1/8		
Packed dimensions (W×H×D)		mm	1025×1790×830		
		inch	40-3/8×70-1/2×32-11/16		
Net weight		kg	193		
		lbs	425		
Gross weight		kg	209		
		lbs	461		
Ambient temp.	Cooling	℃ (℉)	-5~55 (23~131)		

HP			14	16	18	20
Model name			MVC-400WV2WN1	MVC-450WV2WN1	MVC-500WV2WN1	MVC-560WV2WN1
Power supply		V/Ph/Hz	220/3/50(60)			
Cooling[1]	Capacity	kW	40.0	45.0	50.0	56.0
		kBtu/h	136.6	153.7	170.8	191.3
	Power input	kW	10.30	12.00	13.70	16.50
	EER		3.88	3.75	3.65	3.39
Connected indoor unit	Total capacity		50-130%			
	Maximum quantity		23	26	29	33
Compressor	Type		DC inverter			
	Quantity		1		2	
Fan	Type		DC			
	Quantity		1		2	
	Motor output	kW	0.75		0.56×2	
	Static pressure	Pa(in.wg)	20(0.08) default;60(0.24) customization option			
	Airflow rate	m^3/h(CFM)	11600(6828)		12000(7063)	12200(7181)
	Drive type		Direct			
Refrigerant	Type		R410A			
	Factory charge	kg(lbs)	11(24.3)		13(28.7)	
Pipe connections[2]	Liquid pipe	mm(inch)	Φ15.9(5/8)			
	Gas pipe	mm(inch)	Φ31.8(1-1/4)			
Sound pressure level[3]		dB(A)	60	61	62	63
Net dimensions (W×H×D)		mm	960×1615×765		1250×1615×765	
		inch	37-13/16×63-9/16×30-1/8		49-1/4×63-9/16×30-1/8	
Packed dimensions (W×H×D)		mm	1025×1790×830		1305×1790×820	
		inch	40-3/8×70-1/2×32-11/16		51-3/8×70-1/2×32-1/4	
Net weight		kg	200		296	
		lbs	441		653	
Gross weight		kg	216		313	
		lbs	476		690	
Ambient temp.	Cooling	℃ (℉)	-5~55 (23~131)			

Notes:
1. Indoor temperature 27°C(80.6°F) DB, 19°C(66.2°F) WB; outdoor temperature 35°C(95°F) DB; equivalent refrigerant piping length 7.5m(24.6ft.) with zero level difference.
2. Diameters given are those of the unit's accessories.
3. Sound pressure level is measured at a position 1m(3.28ft.) in front of the unit and 1.3m(4.26ft.) above the floor in a semi-anechoic chamber.

VRF VC Pro Series - Cooling Only

220V, 3Ph, 50(60)Hz

HP			22	24	26
Model name			MVC-615WV2WN1	MVC-670WV2WN1	MVC-730WV2WN1
Power supply		V/Ph/Hz	220/3/50(60)		
Cooling[1]	Capacity	kW	61.5	67.0	73.0
		kBtu/h	210.0	228.8	249.3
	Power input	kW	19.65	20.10	22.20
	EER		3.13	3.33	3.29
Connected indoor unit	Total capacity		50-130%		
	Maximum quantity		36	39	43
Compressor	Type		DC inverter		
	Quantity		2		
Fan	Type		DC		
	Quantity		2		
	Motor output	kW	0.56×2		
	Static pressure	Pa(in.wg)	20(0.08) default;60(0.24) customization option		
	Airflow rate	m^3/h(CFM)	12200(7181)	19600(11536)	
	Drive type		Direct		
Refrigerant	Type		R410A		
	Factory charge	kg(lbs)	13(28.7)	19(41.9)	
Pipe connections[2]	Liquid pipe	mm(inch)	Φ15.9(5/8)	Φ19.1(3/4)	Φ19.1(3/4)
	Gas pipe	mm(inch)	Φ31.8(1-1/4)	Φ31.8(1-1/4)	Φ34.9(1-3/8)
Sound pressure level[3]		dB(A)	63	64	
Net dimensions (W×H×D)		mm	1250×1615×765	1585×1615×765	
		inch	49-1/4×63-9/16×30-1/8	62-3/8×63-9/16×30-1/8	
Packed dimensions (W×H×D)		mm	1305×1790×820	1650×1810×840	
		inch	51-3/8×70-1/2×32-1/4	64-15/160×71-1/4×33-1/16	
Net weight		kg	296	352	
		lbs	653	776	
Gross weight		kg	313	376	
		lbs	690	829	
Ambient temp.	Cooling	℃ (℉)	-5~55 (23~131)		

HP			28	30
Model name			MVC-785WV2WN1	MVC-850WV2WN1
Power supply		V/Ph/Hz	220/3/50(60)	
Cooling[1]	Capacity	kW	78.5	85.0
		kBtu/h	268.1	290.3
	Power input	kW	24.18	27.51
	EER		3.25	3.09
Connected indoor unit	Total capacity		50-130%	
	Maximum quantity		46	50
Compressor	Type		DC inverter	
	Quantity		2	
Fan	Type		DC	
	Quantity		2	
	Motor output	kW	0.56×2	
	Static pressure	Pa(in.wg)	20(0.08) default;60(0.24) customization option	
	Airflow rate	m^3/h(CFM)	20600(12125)	
	Drive type		Direct	
Refrigerant	Type		R410A	
	Factory charge	kg(lbs)	19(41.9)	
Pipe connections[2]	Liquid pipe	mm(inch)	Φ19.1(3/4)	
	Gas pipe	mm(inch)	Φ34.9(1-3/8)	
Sound pressure level[3]		dB(A)	64	
Net dimensions (W×H×D)		mm	1585×1615×765	
		inch	62-3/8×63-9/16×30-1/8	
Packed dimensions (W×H×D)		mm	1650×1810×840	
		inch	64-15/160×71-1/4×33-1/16	
Net weight		kg	352	
		lbs	776	
Gross weight		kg	376	
		lbs	829	
Ambient temp.	Cooling	℃ (℉)	-5~55 (23~131)	

Notes:
1. Indoor temperature 27°C(80.6°F) DB, 19°C(66.2°F) WB; outdoor temperature 35°C(95°F) DB; equivalent refrigerant piping length 7.5m(24.6ft.) with zero level difference.
2. Diameters given are those of the unit's accessories.
3. Sound pressure level is measured at a position 1m(3.28ft.) in front of the unit and 1.3m(4.26ft.) above the floor in a semi-anechoic chamber.

VRF VC Pro Series - Cooling Only

220V, 3Ph, 50(60)Hz

HP			32	34	36	38
Model name			MVC-900WV2WN1	MVC-950WV2WN1	MVC-1010WV2WN1	MVC-1065WV2WN1
Combination type			16HP+16HP	22HP+12HP	20HP+16HP	22HP+16HP
Power supply		V/Ph/Hz	220/3/50(60)			
Cooling[1]	Capacity	kW	90.0	95.0	101.0	106.5
		kBtu/h	307.4	324.4	345.0	363.7
	Power input	kW	24.00	28.55	28.50	31.65
	EER		3.75	3.33	3.54	3.36
Connected indoor unit	Total capacity		50-130%			
	Maximum quantity		53	56	59	63
Compressor	Type		DC inverter			
	Quantity		2	3		
	Oil type		FV 50s			
	Start-up method		Soft start			
Fan	Type		DC			
	Quantity		2	3		
	Motor output	kW	0.75×2	0.56×3	0.56×2+0.75	
	Static pressure	Pa(in.wg)	20(0.08) default; 60(0.24) customization option			
	Airflow rate	m^3/h	23200	23000	23800	
		CFM	13655	13537	14008	
	Drive type		Direct			
Refrigerant	Type		R410A			
	Factory charge	kg	11×2	13+8	13+11	
		lbs	24×2	28.7+17.6	28.7+24.3	
Pipe connections[2]	Liquid pipe	mm(inch)	Φ19.1(3/4)	Φ19.1(3/4)	Φ19.1(3/4)	
	Gas pipe	mm(inch)	Φ31.8(1-1/4)	Φ31.8(1-1/4)	Φ38.1(1-1/2)	
Sound pressure level[3]		dB(A)	64	65		
Net dimensions (W×H×D)		mm	(960×1615×765)×2	(1250×1615×765)+(960×1615×765)		
		inch	(37-13/16×63-9/16×30-1/8)×2	(49-7/32×63-9/16×30-1/8)+(37-13/16×63-9/16×30-1/8)		
Packed dimensions (W×H×D)		mm	(1025×1790×830)×2	(1305×1790×820)+(1025×1790×830)		
		inch	(40-3/8×70-1/2×32-11/16)×2	(51-3/8×70-1/2×32-1/4)+(40-3/8×70-1/2×32-11/16)		
Net weight		kg	193×2	296+193		
		lbs	425×2	653+425		
Gross weight		kg	209×2	313+209		
		lbs	461×2	690+461		
Ambient temp.	Cooling	℃ (℉)	-5~55 (23~131)			

HP			40	42	44
Model name			MVC-1120WV2WN1	MVC-1180WV2WN1	MVC-1235WV2WN1
Combination type			24HP+16HP	26HP+16HP	28HP+16HP
Power supply		V/Ph/Hz	220/3/50(60)		
Cooling[1]	Capacity	kW	112.0	118.0	123.5
		kBtu/h	382.5	403.0	421.8
	Power input	kW	32.10	34.20	36.18
	EER		3.49	3.45	3.41
Connected indoor unit	Total capacity		50-130%		
	Maximum quantity		64		
Compressor	Type		DC inverter		
	Quantity		3		
	Oil type		FV 50s		
	Start-up method		Soft start		
Fan	Type		DC		
	Quantity		3		
	Motor output	kW	0.56×2+0.75		
	Static pressure	Pa(in.wg)	20(0.08) default; 60(0.24) customization option		
	Airflow rate	m^3/h	31200		32200
		CFM	18364		18952
	Drive type		Direct		
Refrigerant	Type		R410A		
	Factory charge	kg	19+11		
		lbs	41.9+24.3		
Pipe connections[2]	Liquid pipe	mm(inch)	Φ19.1(3/4)		
	Gas pipe	mm(inch)	Φ38.1(1-1/2)		
Sound pressure level[3]		dB(A)	65		66
Net dimensions (W×H×D)		mm	(1585×1615×765)+(960×1615×765)		
		inch	(62-3/8×63-9/16×30-1/8)+(37-13/16×63-9/16×30-1/8)		
Packed dimensions (W×H×D)		mm	(1650×1810×840)+(1025×1790×830)		
		inch	(64-15/160×71-1/4×33-1/16)+(40-3/8×70-1/2×32-11/16)		
Net weight		kg	352+193		
		lbs	776+425		
Gross weight		kg	376+209		
		lbs	829+461		
Ambient temp.	Cooling	℃ (℉)	-5~55 (23~131)		

Notes:
1. Indoor temperature 27℃(80.6℉) DB, 19℃(66.2℉) WB; outdoor temperature 35℃(95℉) DB; equivalent refrigerant piping length 7.5m(24.6ft.) with zero level difference.
2. Diameters given are those for the pipe connecting the outdoor unit combination to the first indoor branch joint for systems with total equivalent liquid piping lengths of less than 90m(295.2ft.). For systems with total equivalent liquid piping lengths of 90m(295.2ft.) or longer, please refer to the VC Pro Series Engineering Data Book for connection piping diameters.
3. Sound pressure level is measured at a position 1m(3.28ft.) in front of the unit and 1.3m(4.26ft.) above the floor in a semi-anechoic chamber.

VRF VC Pro Series - Cooling Only

220V, 3Ph, 50(60)Hz

HP			46	48	50	52
Model name			MVC-1300WV2WN1	MVC-1345WV2WN1	MVC-1400WV2WN1	MVC-1465WV2WN1
Combination type			30HP+16HP	26HP+22HP	28HP+22HP	30HP+22HP
Power supply		V/Ph/Hz	220/3/50(60)			
Cooling[1]	Capacity	kW	130.0	134.5	140.0	146.5
		kBtu/h	444.0	459.3	478.1	500.3
	Power input	kW	39.51	41.85	43.83	47.16
	EER		3.29	3.21	3.19	3.11
Connected indoor unit	Total capacity		50-130%			
	Maximum quantity		64			
Compressor	Type		DC inverter			
	Quantity		3	4		
	Oil type		FV 50s			
	Start-up method		3	4		
Fan	Type		DC			
	Quantity		3	4		
	Motor output	kW	0.56×2+0.75	0.56×4		
	Static pressure	Pa(in.wg)	20(0.08) default; 60(0.24) customization option			
	Airflow rate	m^3/h	32200	31800	32800	
		CFM	18952	18717	19305	
	Drive type		Direct			
Refrigerant	Type		R410A			
	Factory charge	kg	19+11	19+13		
		lbs	41.9+24.3	41.9+28.7		
Pipe connections[2]	Liquid pipe	mm(inch)	Φ19.1(3/4)			
	Gas pipe	mm(inch)	Φ38.1(1-1/2)			
Sound pressure level[3]		dB(A)	66			
Net dimensions (W×H×D)		mm	(1585×1615×765)+(960×1615×765)	(1585×1615×765)+(1250×1615×765)		
		inch	(62-3/8×63-9/16×30-1/8)+(37-13/16×63-9/16×30-1/8)	(62-3/8×63-9/16×30-1/8)+(49-1/4×63-9/16×30-1/8)		
Packed dimensions (W×H×D)		mm	(1650×1810×840)+(1025×1790×830)	(1650×1810×840)+(1305×1790×820)		
		inch	(64-15/160×71-1/4×33-1/16)+(40-3/8×70-1/2×32-11/16)	(64-15/160×71-1/4×33-1/16)+(51-3/8×70-1/2×32-1/4)		
Net weight		kg	352+193			
		lbs	776+425			
Gross weight		kg	376+209			
		lbs	829+461			
Ambient temp.	Cooling	℃ (℉)	-5~55 (23~131)			

HP			54	56	58
Model name			MVC-1515WV2WN1	MVC-1570WV2WN1	MVC-1635WV2WN1
Combination type			28HP+26HP	28HP+28HP	30HP+28HP
Power supply		V/Ph/Hz	220/3/50(60)		
Cooling[1]	Capacity	kW	151.5	157.0	163.5
		kBtu/h	517.4	536.2	558.4
	Power input	kW	46.38	48.36	51.69
	EER		3.27	3.25	3.16
Connected indoor unit	Total capacity		50-130%		
	Maximum quantity		64		
Compressor	Type		DC inverter		
	Quantity		4		
	Oil type		FV 50s		
	Start-up method		4		
Fan	Type		DC		
	Quantity		4		
	Motor output	kW	0.56×4		
	Static pressure	Pa(in.wg)	20(0.08) default; 60(0.24) customization option		
	Airflow rate	m^3/h	40200	41200	
		CFM	23661	24250	
	Drive type		Direct		
Refrigerant	Type		R410A		
	Factory charge	kg	19×2		
		lbs	41.9×2		
Pipe connections[2]	Liquid pipe	mm(inch)	Φ19.1(3/4)		
	Gas pipe	mm(inch)	Φ38.1(1-1/2)	Φ41.2(1-5/8)	
Sound pressure level[3]		dB(A)	66	66	
Net dimensions (W×H×D)		mm	(1585×1615×765)×2		
		inch	(62-3/8×63-9/16×30-1/8))×2		
Packed dimensions (W×H×D)		mm	(1650×1810×840)×2		
		inch	(64-15/160×71-1/4×33-1/16)×2		
Net weight		kg	352×2		
		lbs	776×2		
Gross weight		kg	376×2		
		lbs	829×2		
Ambient temp.	Cooling	℃ (℉)	-5~55 (23~131)		

Notes:
1. Indoor temperature 27℃(80.6℉) DB, 19℃(66.2℉) WB; outdoor temperature 35℃(95℉) DB; equivalent refrigerant piping length 7.5m(24.6ft.) with zero level difference.
2. Diameters given are those for the pipe connecting the outdoor unit combination to the first indoor branch joint for systems with total equivalent liquid piping lengths of less than 90m(295.2ft.). For systems with total equivalent liquid piping lengths of 90m(295.2ft.) or longer, please refer to the VC Pro Series Engineering Data Book for connection piping diameters.
3. Sound pressure level is measured at a position 1m(3.28ft.) in front of the unit and 1.3m(4.26ft.) above the floor in a semi-anechoic chamber.

VRF VC Pro Series - Cooling Only

220V, 3Ph, 50(60)Hz

HP			60	62	64	66
Model name			MVC-1700WV2WN1	MVC-1750WV2WN1	MVC-1795WV2WN1	MVC-1850WV2WN1
Combination type			30HP+30HP	30HP+16HP+16HP	26HP+22HP+16HP	28HP+22HP+16HP
Power supply		V/Ph/Hz	220/3/50(60)			
Cooling[1]	Capacity	kW	170.0	175.0	179.5	185.0
		kBtu/h	580.6	597.8	613.0	631.8
	Power input	kW	55.02	51.51	53.85	55.83
	EER		3.09	3.40	3.33	3.31
Connected indoor unit	Total capacity		50-130%			
	Maximum quantity		64			
Compressor	Type		DC inverter			
	Quantity		4		5	
	Oil type		FV 50s			
	Start-up method		Soft start			
Fan	Type		DC			
	Quantity		4		5	
	Motor output	kW	0.56×4	0.56×2+0.75×2	0.56×4+0.75	
	Static pressure	Pa(in.wg)	20(0.08) default; 60(0.24) customization option			
	Airflow rate	m³/h	41200	43800	43400	44400
		CFM	24250	25780	25544	26133
	Drive type		Direct			
Refrigerant	Type		R410A			
	Factory charge	kg	19×2	19+11×2	19+13+11	
		lbs	41.9×2	41.9+24.3×2	41.9+28.7+24.3	
Pipe connections[2]	Liquid pipe	mm(inch)	Φ19.1(3/4)			
	Gas pipe	mm(inch)	Φ41.2(1-5/8)			
Sound pressure level[3]		dB(A)	66			
Net dimensions (W×H×D)		mm	(1585×1615×765)×2	(1585×1615×765)+(960×1615×765)×2	(1585×1615×765)+(1250×1615×765)+(960×1615×765)	
		inch	(62-3/8×63-9/16×30-1/8))×2	(62-3/8×63-9/16×30-1/8)+(37-13/16×63-9/16×30-1/8)	(62-3/8×63-9/16×30-1/8)+(49-1/4×63-9/16×30-1/8)+(37-13/16×63-9/16×30-1/8)	
Packed dimensions (W×H×D)		mm	(1650×1810×840)×2	(1650×1810×840)+(1025×1790×830)×2	(1650×1810×840)+(1305×1790×820)+(1025×1790×830)	
		inch	(64-15/160×71-1/4×33-1/16)×2	(64-15/160×71-1/4×33-1/16)+(40-3/8×70-1/2×32-11/16)×2	(64-15/160×71-1/4×33-1/16)+(51-3/8×70-1/2×32-1/4)+(40-3/8×70-1/2×32-11/16)	
Net weight		kg	352×2	352+193×2	352+296+193	
		lbs	776×2	776+425×2	776+653+425	
Gross weight		kg	376×2	376+209×2	376+313+209	
		lbs	829×2	829+461×2	829+690+461	
Ambient temp.	Cooling	℃ (℉)	-5~55 (23~131)			

HP			68	70	72	74
Model name			MVC-1915WV2WN1	MVC-1965WV2WN1	MVC-2020WV2WN1	MVC-2085WV2WN1
Combination type			30HP+22HP+16HP	28HP+26HP+16HP	28HP+28HP+16HP	30HP+28HP+16HP
Power supply		V/Ph/Hz	220/3/50(60)			
Cooling[1]	Capacity	kW	191.5	196.5	202.0	208.5
		kBtu/h	654.1	671.1	689.9	712.2
	Power input	kW	59.16	58.38	60.36	63.69
	EER		3.24	3.37	3.35	3.27
Connected indoor unit	Total capacity		50-130%			
	Maximum quantity		64			
Compressor	Type		DC inverter			
	Quantity		5			
	Oil type		FV 50s			
	Start-up method		Soft start			
Fan	Type		DC			
	Quantity		5			
	Motor output	kW	0.56×4+0.75			
	Static pressure	Pa(in.wg)	20(0.08) default; 60(0.24) customization option			
	Airflow rate	m³/h	44400	51800	52800	
		CFM	26133	30489	31077	
	Drive type		Direct			
Refrigerant	Type		R410A			
	Factory charge	kg	19+13+11	19×2+11		
		lbs	41.9+28.7+24.3	41.9×2+24.3		
Pipe connections[2]	Liquid pipe	mm(inch)	Φ22.2(7/8)			
	Gas pipe	mm(inch)	Φ44.5(1-3/4)			
Sound pressure level[3]		dB(A)	67			68
Net dimensions (W×H×D)		mm	(1585×1615×765)+(1250×1615×765)+(960×1615×765)	(1585×1615×765)×2+(960×1615×765)		
		inch	(62-3/8×63-9/16×30-1/8)+(49-1/4×63-9/16×30-1/8)+(37-13/16×63-9/16×30-1/8)	(62-3/8×63-9/16×30-1/8)×2+(37-13/16×63-9/16×30-1/8)		
Packed dimensions (W×H×D)		mm	(1650×1810×840)+(1305×1790×820)+(1025×1790×830)	(1650×1810×840)×2+(1025×1790×830)		
		inch	(64-15/160×71-1/4×33-1/16)+(51-3/8×70-1/2×32-1/4)+(40-3/8×70-1/2×32-11/16)	(64-15/160×71-1/4×33-1/16)×2+(40-3/8×70-1/2×32-11/16)		
Net weight		kg	352+296+193	352×2+193		
		lbs	776+653+425	776×2+425		
Gross weight		kg	376+313+209	376×2+209		
		lbs	829+690+461	829×2+461		
Ambient temp.	Cooling	℃ (℉)	-5~55 (23~131)			

Notes:
1. Indoor temperature 27°C(80.6°F) DB, 19°C(66.2°F) WB; outdoor temperature 35°C(95°F) DB; equivalent refrigerant piping length 7.5m(24.6ft.) with zero level difference.
2. Diameters given are those for the pipe connecting the outdoor unit combination to the first indoor branch joint for systems with total equivalent liquid piping lengths of less than 90m(295.2ft.). For systems with total equivalent liquid piping lengths of 90m(295.2ft.) or longer, please refer to the VC Pro Series Engineering Data Book for connection piping diameters.
3. Sound pressure level is measured at a position 1m(3.28ft.) in front of the unit and 1.3m(4.26ft.) above the floor in a semi-anechoic chamber.

VRF VC Pro Series - Cooling Only

220V, 3Ph, 50(60)Hz

HP			76	78	80	82
Model name			MVC-2150WV2WN1	MVC-2185WV2WN1	MVC-2250WV2WN1	MVC-2315WV2WN1
Combination type			30HP+30HP+16HP	28HP+28HP+22HP	30HP+28HP+22HP	30HP+30HP+22HP
Power supply		V/Ph/Hz	220/3/50(60)			
Cooling[1]	Capacity	kW	215.0	218.5	225.0	231.5
		kBtu/h	734.4	746.2	768.4	790.6
	Power input	kW	67.02	68.01	71.34	74.67
	EER		3.21	3.21	3.15	3.10
Connected indoor unit	Total capacity		50-130%			
	Maximum quantity		64			
Compressor	Type		DC inverter			
	Quantity		5	6		
	Oil type		FV 50s			
	Start-up method		Soft start			
Fan	Type		DC			
	Quantity		5	6		
	Motor output	kW	0.56×4+0.75	0.56×6		
	Static pressure	Pa(in.wg)	20(0.08) default; 60(0.24) customization option			
	Airflow rate	m³/h	52800	53400		
		CFM	31077	31430		
	Drive type		20 default;60 customization option			
Refrigerant	Type		R410A			
	Factory charge	kg	19×2+11	19×2+13		
		lbs	41.9×2+24.3	41.9×2+28.7		
Pipe connections[2]	Liquid pipe	mm(inch)	Φ22.2(7/8)			
	Gas pipe	mm(inch)	Φ44.5(1-3/4)			
Sound pressure level[3]		dB(A)	68			
Net dimensions (W×H×D)		mm	(1585×1615×765)×2+(960×1615×765)	(1585×1615×765)×2+(1250×1615×765)		
		inch	(62-3/8×63-9/16×30-1/8)×2+(37-13/16×63-9/16×30-1/8)	(62-3/8×63-9/16×30-1/8)×2+(49-1/4×63-9/16×30-1/8)		
Packed dimensions (W×H×D)		mm	(1650×1810×840)×2+(1025×1790×830)	(1650×1810×840)×2+(1305×1790×820)		
		inch	(64-15/160×71-1/4×33-1/16)×2+(40-3/8×70-1/2×32-11/16)	(64-15/160×71-1/4×33-1/16)×2+(51-3/8×70-1/2×32-1/4)		
Net weight		kg	352×2+193			
		lbs	776×2+425			
Gross weight		kg	376×2+209			
		lbs	829×2+461			
Ambient temp.	Cooling	℃ (℉)	-5~55 (23~131)			

HP			84	86	88	90
Model name			MVC-2355WV2WN1	MVC-2420WV2WN1	MVC-2485WV2WN1	MVC-2550WV2WN1
Combination type			28HP+28HP+28HP	30HP+28HP+28HP	30HP+30HP+28HP	30HP+30HP+30HP
Power supply		V/Ph/Hz	220/3/50(60)			
Cooling[1]	Capacity	kW	235.5	242.0	248.5	255.0
		kBtu/h	804.3	826.5	848.7	870.9
	Power input	kW	72.54	75.87	79.20	82.53
	EER		3.25	3.19	3.14	3.09
Connected indoor unit	Total capacity		50-130%			
	Maximum quantity		64			
Compressor	Type		DC inverter			
	Quantity		6			
	Oil type		FV 50s			
	Start-up method		Soft start			
Fan	Type		DC			
	Quantity		6			
	Motor output	kW	0.56×6			
	Static pressure	Pa(in.wg)	20(0.08) default; 60(0.24) customization option			
	Airflow rate	m³/h	61800			
		CFM	36374			
	Drive type		Direct			
Refrigerant	Type		R410A			
	Factory charge	kg	19×3			
		lbs	41.9×3			
Pipe connections[2]	Liquid pipe	mm(inch)	Φ25.4(1)			
	Gas pipe	mm(inch)	Φ50.8(2)			
Sound pressure level[3]		dB(A)	68			
Net dimensions (W×H×D)		mm	(1585×1615×765)×3			
		inch	(62-3/8×63-9/16×30-1/8)×3			
Packed dimensions (W×H×D)		mm	(1650×1810×840)×3			
		inch	(64-15/160×71-1/4×33-1/16)×3			
Net weight		kg	352×3			
		lbs	776×3			
Gross weight		kg	376×3			
		lbs	829×3			
Ambient temp.	Cooling	℃ (℉)	-5~55 (23~131)			

Notes:
1. Indoor temperature 27°C(80.6°F) DB, 19°C(66.2°F) WB; outdoor temperature 35°C(95°F) DB; equivalent refrigerant piping length 7.5m(24.6ft.) with zero level difference.
2. Diameters given are those for the pipe connecting the outdoor unit combination to the first indoor branch joint for systems with total equivalent liquid piping lengths of less than 90m(295.2ft.). For systems with total equivalent liquid piping lengths of 90m(295.2ft.) or longer, please refer to the VC Pro Series Engineering Data Book for connection piping diameters.
3. Sound pressure level is measured at a position 1m(3.28ft.) in front of the unit and 1.3m(4.26ft.) above the floor in a semi-anechoic chamber.

Indoor Units
VRF indoor units

Fresh Air Processing Unit
100% fresh air supply

Ventilation
Heat recovery ventilator (HRV)

AHU Connection Kit
Connect to third party DX AHU

Control Systems
Smart control systems

VRF V6R Series Heat Recovery

Offers simultaneous cooling and heating operation in one system

- ALL DC inverter compressors
- ALL DC fan motors
- Capacity up to 60HP
- Connectable indoor units quantity up to 64
- ESP up to 80Pa
- Duty cycling operation
- Backup operation
- Precise oil control technology
- Advanced silence technology
- Simple communication wiring
- Auto addressing
- Easy maintenance

Heat Recovery, Maximum Energy Saving

V6R Heat Recovery system can perform both cooling and heating operation simultaneously in one system. Heat recovery is achieved by diverting exhaust heat from indoor units in cooling mode to areas requiring heating. As a result of this, energy efficiency is maximized and electricity costs are reduced. The part load efficiencies are high as well (up to 7.8 in 8 HP category).

EER with simultaneous operation

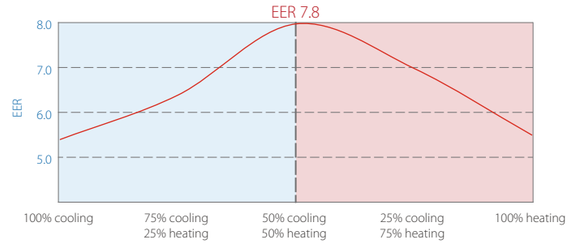

EER in simultaneous cooling and heating mode are based on the following condition:
Outdoor temperature 7°CDB/6°CWB, indoor temperature 27°CDB/19°CWB for cooling, indoor temperature 20°CDB for heating.

Energy Management System (EMS)

With the Smart Automatic Refrigerant Temperature Control and 7 Levels of Energy Management, the V6R can supply an advanced Energy Management System. The system can automatically maximize the comfort and energy efficiency and also supply 7 levels of capacity output to response to temporary electricity supply restrictions.

● Smart Automatic Refrigerant Temperature Control

The evaporating temperature (in cooling) and condensing temperature (in heating) are automatically adjusted according to both indoor and outdoor temperature to maximize the comfort and energy efficiency. The capacity is controlled by the inverter compressor and variable refrigerant temperature in order to achieve the highest seasonal efficiency. The seasonal efficiency is increased by 30%.

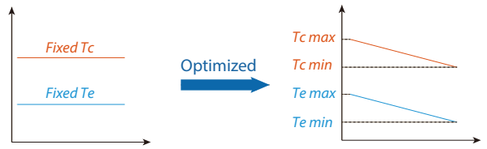

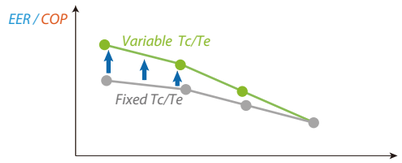

Note: Tc: condensing temperature; Te: evaporating temperature.

● 7 Levels of Energy Management

With the integration of EMS, for projects with temporary electricity supply restrictions, V6R supports 7 Levels of Energy Management which can be set to output 40-100% capacity.



Plate Heat Exchanger (PHE) Subcooling

Plate Heat Exchanger as a secondary intercooler boosts up refrigerant subcooling and improves 10% energy efficiency.

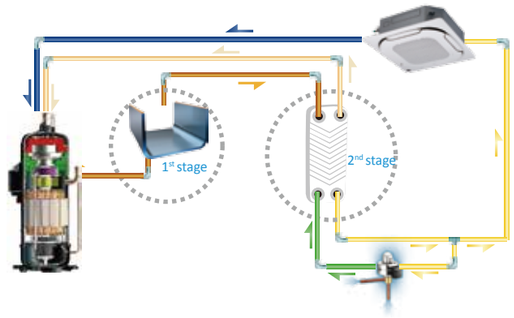

Independent Control of Heat Exchanger and Compressor to Improve Energy Efficiency

In cooling or heating mode, for a multi-unit system, the outdoor heat exchanger and compressor are independently controlled to improve energy efficiency, which means even the compressor of the outdoor unit does not operate, the heat exchanger of this outdoor unit can be used for heat exchange. This function can maximum use the outdoor heat exchanger to improve heat exchange efficiency.

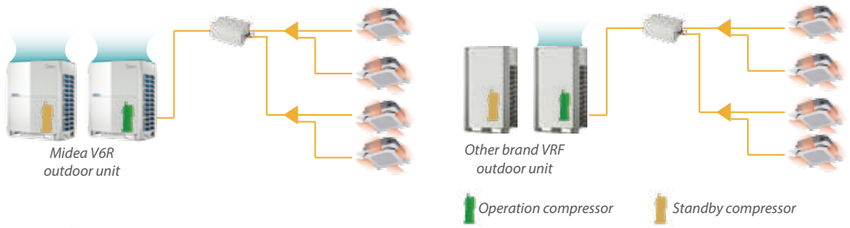

Wide Capacity Range

Starting at 8HP, capacity increases in 2HP increments up to 60HP, which is perfect for small to large buildings.

Wide Operation Range

The V6R VRF system has a wide operation range in cooling mode, heating mode and simultaneous cooling and heating

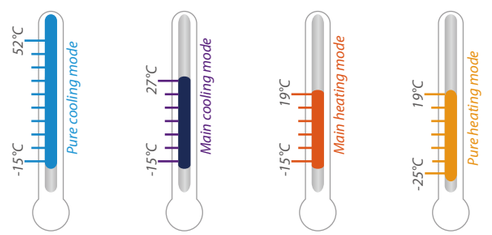

Pure cooling mode: -15°C~52°C DB
Main cooling mode (mixed mode): -15°C~27°C DB
Pure heating mode: -25°C~19°C WB
Main heating mode (mixed mode): -15°C~19°C WB
Note: To achieve operating mixed mode at -15°C, some certain conditions should be met.

Long Piping Capability

Total piping length: 1000m
Longest piping length – actual (equivalent): 175m (200m)
Longest piping length after first branch: 40/90*m
Longest piping between MS and IDU: 40m
Level difference between IDUs and ODU – ODU above (below): 110m (110m)
Level difference between IDUs: 30m

**The longest length after first branch is 40m as standard but can be extended to up to 90m under certain conditions. Please contact your local Midea dealer for further information.*

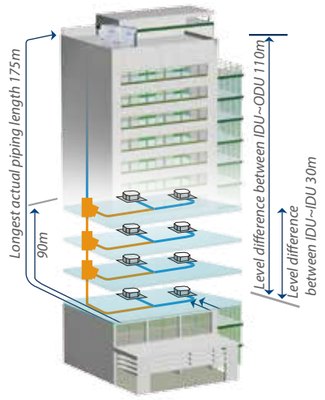

Hot Water Supply

The V6R system can also produce domestic hot water (25°C to 80°C) when providing room air conditioning. The domestic hot water can be used for underfloor heating and domestic hot water, improving room comfort.

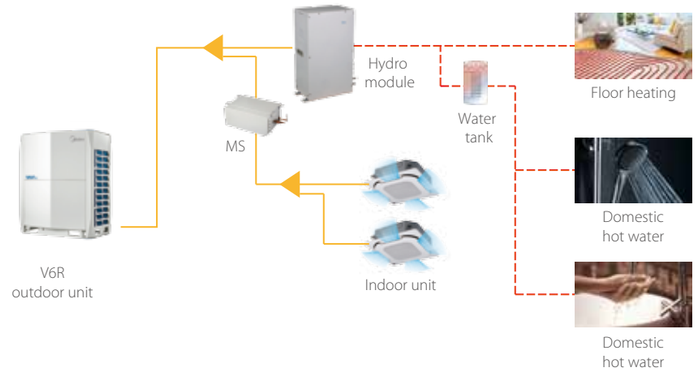

Continuous Heating During Defrost Mode

Normally, it is necessary to stop the heating operation during defrosting. However, the continuous heating operation method makes it possible to perform defrosting while the heating operation continues. With the combination model, units perform defrosting alternately. While one unit is performing defrosting, the other continues heating.

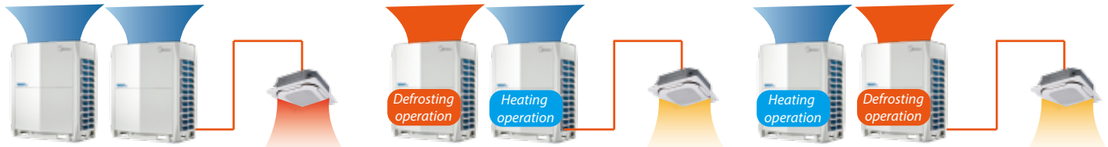

During normal heating operation
During continuous heating operation
During continuous heating operation

Note: This function is only available when the indoor units connected in V6R system are 2nd generation AC VRF indoor units (which will be released soon) or 2nd generation DC VRF indoor units produced after May 31st, 2020 only.

Real-time Refrigerant Amount Monitoring

The temperature and pressure of refrigerant can be real-time monitored by the outdoor unit. When the level of refrigerant is too low or too high, this can cause damage to the unit and poor performance. V6R outdoor unit can detect excessive or insufficient amounts of refrigerant, to ensure consistent performance.

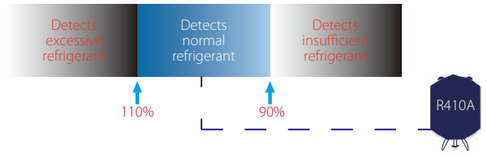

Automatic Refrigerant Charging

Automatic refrigerant charging makes installation and service easier and more efficient.

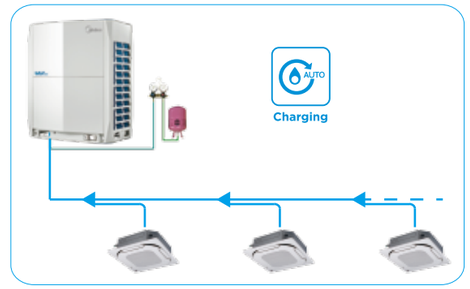

Automatic Refrigerant Recycling

Midea V6R refrigerant can recycle to ODUs or IDUs and normal ODUs. Two recycling ways make the maintenance easier and more efficient.

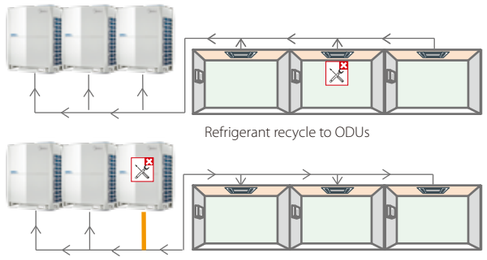

Refrigerant recycle to ODUs

Refrigerant recycle to IDUs and normal ODUs

Connection Ratio Extended to 200%

Under certain installation conditions, the V6R system permits the connection of units with a total capacity index equal to 200% that of the outdoor unit.

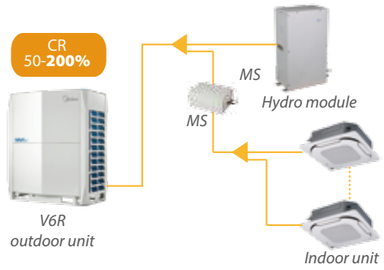

External Multifunctional PCB

An external multifunctional small PCB can be installed on the unit's side columns, enabling installation and service engineers to activate Auto-commissioning or check the operating status without removing the front panel. It can also perform automatic data backup of the last 30 minutes' operating record.

Ease of Maintenance

It has maintenance feature which allows the shutdown of indoor unit without shutting down the whole VRF system. This feature comes in handy during maintenance period as the remaining indoor units continue to operate.

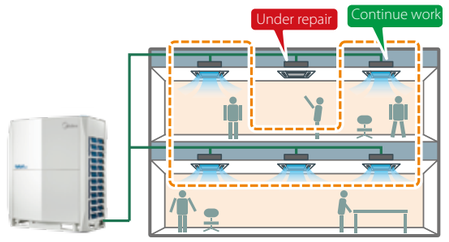

Intelligent MS Box

The V6R Heat Recovery system can perform simultaneous heating and cooling operation through the intelligent MS-box. It switches operation mode according to user requirement while it increases efficiency with simultaneous operation.

- **Single Port**

  - ▶ Compact and light to install
  - ▶ No drain piping needed
  - ▶ Connect up to 8 indoor units, capacity up to 32kW
  - ▶ Double direction connection for refrigerant pipe to improve installation flexibility
  - ▶ Electric ball valve control precision is up to 3200-stage

    - Completely close the valve with almost no leakage
    - Can be opened and closed in stages with very low noise
    - Can achieve cooling at ambient temperatures as low as -15°C
    - High precision refrigerant flow control

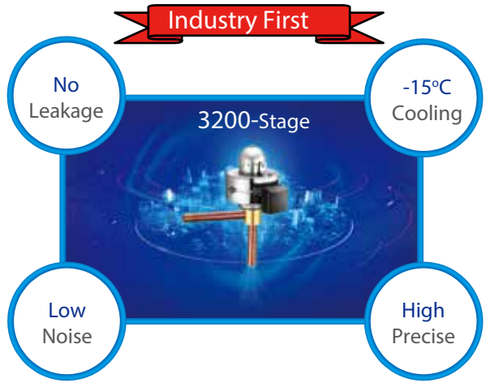

Real-time refrigerant leakage detection, safe and reliable operation.

- Real-time refrigerant leakage detection
- Provide dry contact to 3rd party for alarm and exhaust fan. When refrigerant leakage occurs, the alarm light will be on and the exhaust fan will automatically run to timely reduce the concentration of refrigerant in the room

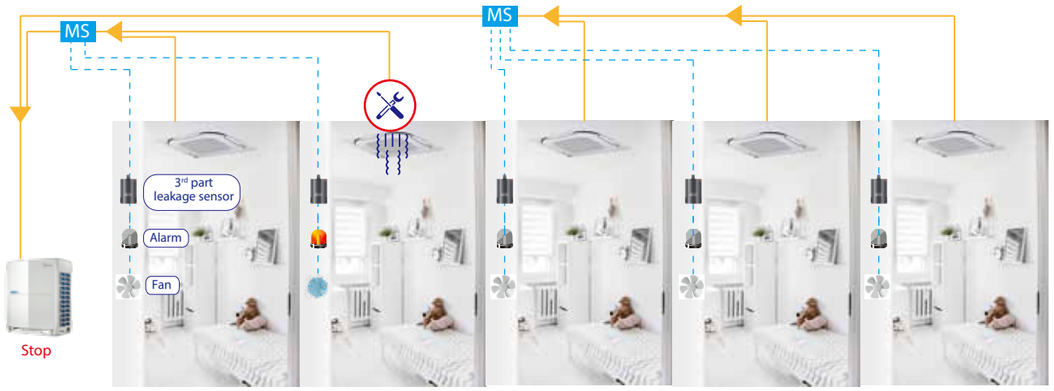

- **Multiple Ports: 4-6-8-10-12**

  - ▶ Compact and light to install
  - ▶ Low noise operation
  - ▶ Up to 5 indoor units can be connected to one port
  - ▶ Up to 47 indoor units can be connected to one MS12 box
  - ▶ Up to 16 kW capacity available per port
  - ▶ Connect up to 280 index unit (28kW) by combining 2 ports

MS04

MS06

MS08

MS10

MS12

VRF V6R Series - Heat Recovery

380~415V, 3N, 50(60)Hz

HP			8	10	12	14	16	18	20
Model name			MV6-R252WV2GN1	MV6-R280WV2GN1	MV6-R335WV2GN1	MV6-R400WV2GN1	MV6-R450WV2GN1	MV6-R500WV2GN1	MV6-R560WV2GN1
Power supply		V/N/Hz	380-415/3/50(60)						
Cooling[1]	Capacity	kW	22.4	28.0	33.5	40.0	45.0	50.0	56.0
	Power input	kW	5.25	7.18	8.64	9.83	12.00	13.81	17.39
	EER		4.27	3.90	3.88	4.07	3.75	3.62	3.22
Heating[2] (Rated)	Capacity	kW	22.4	28.0	33.5	40.0	45.0	50.0	56.0
	Power input	kW	3.96	5.46	6.57	8.26	9.78	11.90	14.77
	COP		5.66	5.13	5.10	4.84	4.60	4.20	3.79
Heating[2] (Max)	Capacity	kW	25.0	31.5	37.5	45.0	50.0	56.0	63.0
	Power input	kW	4.69	7.12	9.48	9.78	12.26	14.77	18.33
	COP		5.33	4.43	3.95	4.60	4.08	3.79	3.44
Connected indoor unit	Total capacity		50-200% of outdoor unit capacity						
	Maximum quantity		64						
Compressor	Type		DC inverter						
	Quantity		1						
Fan	Type		Propeller						
	Motor type		DC						
	Quantity		1			2			
	Static pressure	Pa	0,20,40,60,80(Selectable)						
	Air flow rate	m^3/h	9000	9500	10000	14000	14900	15800	15800
Refrigerant	Type		R410A						
	Factory charge	kg	8			10			
Pipe connections[3]	Liquid pipe	mm	Φ12.7			Φ15.9			
	Low pressure gas pipe	mm	Φ25.4			Φ28.6			
	High pressure gas pipe	mm	Φ19.1			Φ22.2			
Sound pressure level[4]		dB(A)	58	58	60	61	64	65	65
Sound power level[4]		dB(A)	78	78	81	81	88	88	88
Net dimensions (W×H×D)		mm	990×1635×790			1340×1635×825			
Packed dimensions (W×H×D)		mm	1090×1805×860			1405×1805×910			
Net weight		kg	232			300			
Gross weight		kg	248			325			
Ambient temp. operation range	Cooling	℃ (DB)	-15 ~ 52						
	Heating	℃ (DB)	-25 ~ 19						
	Domestic hot water	℃ (DB)	-20 ~ 43						

HP			22	24
Model name			MV6-R615WV2GN1	MV6-R680WV2GN1
Combination type			10HP+12HP	10HP+14HP
Power supply		V/N/Hz	380-415/3/50(60)	
Cooling[1]	Capacity	kW	61.5	68.0
	Power input	kW	15.82	17.01
	EER		3.89	4.00
Heating[2] (Rated)	Capacity	kW	61.5	68.0
	Power input	kW	12.03	13.72
	COP		5.11	4.96
Heating[2] (Max)	Capacity	kW	69.0	76.5
	Power input	kW	16.60	16.90
	COP		4.16	4.53
Connected indoor unit	Total capacity		50-200% of outdoor unit capacity	
	Maximum quantity		64	
Compressor	Type		DC inverter	
	Quantity		2	
Fan	Type		Propeller	
	Motor type		DC	
	Quantity		2	3
	Static pressure	Pa	0,20,40,60,80(Selectable)	
	Air flow rate	m^3/h	19500	23500
Refrigerant	Type		R410A	
	Factory charge	kg	16	18
Pipe connections[3]	Liquid pipe	mm	Φ15.9	
	Low pressure gas pipe	mm	Φ28.6	Φ34.9
	High pressure gas pipe	mm	Φ28.6	
Sound pressure level[4]		dB(A)	62	63
Sound power level[4]		dB(A)	83	83
Net dimensions (W×H×D)		mm	(990×1635×790)×2	990×1635×790+1340×1635×825
Packed dimensions (W×H×D)		mm	(1090×1805×860)×2	1090×1805×860+1405×1805×910
Net weight		kg	232×2	232+300
Gross weight		kg	248×2	248+325
Ambient temp. operation range	Cooling	℃ (DB)	-15 ~ 52	
	Heating	℃ (DB)	-25 ~ 19	
	Domestic hot water	℃ (DB)	-20 ~ 43	

Notes:
Capacities are based on the following conditions:
Cooling: Indoor temperature 27℃ DB/19℃ WB; Outdoor temperature 35℃ DB/24℃ WB; Heating: Indoor temperature 20℃ DB/15℃ WB; Outdoor temperature 7℃ DB/6℃ WB.
Piping length: Interconnecting piping length is 7.5m, level difference is zero.
Connection piping diameter of single-unit is the stop valve diameter of the unit.
Connection piping diameter of multi-unit is the main pipe connecting to the first indoor branch joint, is case of the total equivalent liquid length is less than 90m. If the total equivalent liquid length is more than 90m, please refer to technical manual to choose the connection piping diameter.
Sound values are measured in a semi-anechoic room, at a position 1m in front of the unit and 1.3m above the floor.

VRF V6R Series - Heat Recovery

380~415V, 3N, 50(60)Hz

HP			26	28	30
Model name			MV6-R735WV2GN1	MV6-R785WV2GN1	MV6-R835WV2GN1
Combination type			12HP+14HP	12HP+16HP	12HP+18HP
Power supply		V/N/Hz	380-415/3/50(60)		
Cooling[1]	Capacity	kW	73.5	78.5	83.5
	Power input	kW	18.46	20.64	22.45
	EER		3.98	3.80	3.72
Heating[2] (Rated)	Capacity	kW	73.5	78.5	83.5
	Power input	kW	14.83	16.35	18.47
	COP		4.96	4.80	4.52
Heating[2] (Max)	Capacity	kW	82.5	87.5	93.5
	Power input	kW	19.27	21.74	24.25
	COP		4.28	4.02	3.86
Connected indoor unit	Total capacity		50-200% of outdoor unit capacity		
	Maximum quantity		64		
Compressor	Type		DC inverter		
	Quantity		2		
Fan	Type		Propeller		
	Motor type		DC		
	Quantity		3		
	Static pressure	Pa	0,20,40,60,80(Selectable)		
	Air flow rate	m^3/h	24000	24900	25800
Refrigerant	Type		R410A		
	Factory charge	kg	18		
Pipe connections[3]	Liquid pipe	mm	Φ19.1		
	Low pressure gas pipe	mm	Φ34.9		
	High pressure gas pipe	mm	Φ28.6		
Sound pressure level[4]		dB(A)	64	65	66
Sound power level[4]		dB(A)	84	89	89
Net dimensions (W×H×D)		mm	990×1635×790+1340×1635×825		
Packed dimensions (W×H×D)		mm	1090×1805×860+1405×1805×910		
Net weight		kg	232+300		
Gross weight		kg	248+325		
Ambient temp. operation range	Cooling	℃ (DB)	-15 ~ 52		
	Heating	℃ (WB)	-25 ~ 19		
	Domestic hot water	℃ (DB)	-20 ~ 43		

HP			32	34	36	38	40
Model name			MV6-R900WV2GN1	MV6-R950WV2GN1	MV6-R1000WV2GN1	MV6-R1060WV2GN1	MV6-R1120WV2GN1
Combination type			16HP+16HP	16HP+18HP	18HP+18HP	18HP+20HP	20HP+20HP
Power supply		V/N/Hz	380-415/3/50(60)				
Cooling[1]	Capacity	kW	90.0	95.0	100.0	106.0	112.0
	Power input	kW	24.00	25.81	27.62	31.20	34.78
	EER		3.75	3.68	3.62	3.40	3.22
Heating[2] (Rated)	Capacity	kW	90.0	95.0	100.0	106.0	112.0
	Power input	kW	19.57	21.69	23.81	26.67	29.53
	COP		4.60	4.38	4.20	3.97	3.79
Heating[2] (Max)	Capacity	kW	100.0	106.0	112.0	119.0	126.0
	Power input	kW	24.52	27.03	29.53	33.09	36.65
	COP		4.08	3.92	3.79	3.60	3.44
Connected indoor unit	Total capacity		50-200% of outdoor unit capacity				
	Maximum quantity		64				
Compressor	Type		DC inverter				
	Quantity		2				
Fan	Type		Propeller				
	Motor type		DC				
	Quantity		4				
	Static pressure	Pa	0,20,40,60,80(Selectable)				
	Air flow rate	m^3/h	29800	30700	31600	31600	31600
Refrigerant	Type		R410A				
	Factory charge	kg	20				
Pipe connections[3]	Liquid pipe	mm	Φ19.1				
	Low pressure gas pipe	mm	Φ34.9			Φ41.3	
	High pressure gas pipe	mm	Φ28.6			Φ34.9	
Sound pressure level[4]		dB(A)	67	68	68	68	68
Sound power level[4]		dB(A)	91	91	91	91	91
Net dimensions (W×H×D)		mm	(1340×1635×825)×2				
Packed dimensions (W×H×D)		mm	(1405×1805×910)×2				
Net weight		kg	300×2				
Gross weight		kg	325×2				
Ambient temp. operation range	Cooling	℃ (DB)	-15 ~ 52				
	Heating	℃ (WB)	-25 ~ 19				
	Domestic hot water	℃ (DB)	-20 ~ 43				

Notes:
Capacities are based on the following conditions:
Cooling: Indoor temperature 27℃ DB/19℃ WB; Outdoor temperature 35℃ DB/24℃ WB; Heating: Indoor temperature 20℃ DB/15℃ WB; Outdoor temperature 7℃ DB/6℃ WB.
Piping length: Interconnecting piping length is 7.5m, level difference is zero.
Connection piping diameter of single-unit is the stop valve diameter of the unit.
Connection piping diameter of multi-unit is the main pipe connecting to the first indoor branch joint, is case of the total equivalent liquid length is less than 90m. If the total equivalent liquid length is more than 90m, please refer to technical manual to choose the connection piping diameter.
Sound values are measured in a semi-anechoic room, at a position 1m in front of the unit and 1.3m above the floor.

VRF V6R Series - Heat Recovery

380~415V, 3N, 50(60)Hz

HP			42	44	46	48
Model name			MV6-R1185WV2GN1	MV6-R1235WV2GN1	MV6-R1300WV2GN1	MV6-R1350WV2GN1
Combination type			12HP+14HP+16HP	12HP+16HP+16HP	14HP+16HP+16HP	16HP+16HP+16HP
Power supply		V/N/Hz	380-415/3/50(60)			
Cooling[1]	Capacity	kW	118.5	123.5	130.0	135.0
	Power input	kW	30.46	32.64	33.83	36.00
	EER		3.89	3.78	3.84	3.75
Heating[2](Rated)	Capacity	kW	118.5	123.5	130.0	135.0
	Power input	kW	24.62	26.13	27.83	29.35
	COP		4.81	4.73	4.67	4.60
Heating[2](Max)	Capacity	kW	132.5	137.5	145.0	150.0
	Power input	kW	31.53	34.01	34.31	36.79
	COP		4.20	4.04	4.23	4.08
Connected indoor unit	Total capacity		50-200% of outdoor unit capacity			
	Maximum quantity		64			
Compressor	Type		DC inverter			
	Quantity		3			
Fan	Type		Propeller			
	Motor type		DC			
	Quantity		5		6	
	Static pressure	Pa	0,20,40,60,80(Selectable)			
	Air flow rate	m³/h	38900	39800	43800	44700
Refrigerant	Type		R410A			
	Factory charge	kg	28		30	
Pipe connections[3]	Liquid pipe	mm	Φ19.1			
	Low pressure gas pipe	mm	Φ41.3			
	High pressure gas pipe	mm	Φ34.9			
Sound pressure level[4]		dB(A)	67	68	68	69
Sound power level[4]		dB(A)	89	91	91	93
Net dimensions (W×H×D)		mm	990×1635×790+(1340×1635×825)×2		(1340×1635×825)×3	
Packed dimensions (W×H×D)		mm	1090×1805×860+(1405×1805×910)×2		(1405×1805×910)×3	
Net weight		kg	232+300×2		300×3	
Gross weight		kg	248+325×2		325×3	
Ambient temp. operation range	Cooling	°C (DB)	-15 ~ 52			
	Heating	°C (WB)	-25 ~ 19			
	Domestic hot water	°C (DB)	-20 ~ 43			

HP			50	52	54	56	58	60
Model name			MV6-R1400WV2GN1	MV6-R1450WV2GN1	MV6-R1500WV2GN1	MV6-R1560WV2GN1	MV6-R1620WV2GN1	MV6-R1680WV2GN1
Combination type			16HP+16HP+18HP	16HP+18HP+18HP	18HP+18HP+18HP	18HP+18HP+20HP	18HP+20HP+20HP	20HP+20HP+20HP
Power supply		V/N/Hz	380-415/3/50(60)					
Cooling[1]	Capacity	kW	140.0	145.0	150.0	156.0	162.0	168.0
	Power input	kW	37.81	39.62	41.44	45.01	48.59	52.17
	EER		3.70	3.66	3.62	3.47	3.33	3.22
Heating[2] (Rated)	Capacity	kW	140.0	145.0	150.0	156.0	162.0	168.0
	Power input	kW	31.47	33.59	35.71	38.58	41.44	44.30
	COP		4.45	4.32	4.20	4.04	3.91	3.79
Heating[2] (Max)	Capacity	kW	156.0	162.0	168.0	175.0	182.0	189.0
	Power input	kW	39.29	41.80	44.30	47.86	51.42	54.98
	COP		3.97	3.88	3.79	3.66	3.54	3.44
Connected indoor unit	Total capacity		50-200% of outdoor unit capacity					
	Maximum quantity		64					
Compressor	Type		DC inverter					
	Quantity		3					
Fan	Type		Propeller					
	Motor type		DC					
	Quantity		6					
	Static pressure	Pa	0,20,40,60,80(Selectable)					
	Air flow rate	m³/h	45600	46500	47400	47400	47400	47400
Refrigerant	Type		R410A					
	Factory charge	kg	30					
Pipe connections[3]	Liquid pipe	mm	Φ19.1					
	Low pressure gas pipe	mm	Φ41.3					
	High pressure gas pipe	mm	Φ34.9					
Sound pressure level[4]		dB(A)	69	69	70	70	70	70
Sound power level[4]		dB(A)	93	93	93	93	93	93
Net dimensions (W×H×D)		mm	(1340×1635×825)×3					
Packed dimensions (W×H×D)		mm	(1405×1805×910)×3					
Net weight		kg	300×3					
Gross weight		kg	325×3					
Ambient temp. operation range	Cooling	°C (DB)	-15 ~ 52					
	Heating	°C (WB)	-25 ~ 19					
	Domestic hot water	°C (DB)	-20 ~ 43					

Notes:
Capacities are based on the following conditions:
Cooling: Indoor temperature 27°C DB/19°C WB; Outdoor temperature 35°C DB/24°C WB; Heating: Indoor temperature 20°C DB/15°C WB; Outdoor temperature 7°C DB/6°C WB.
Piping length: Interconnecting piping length is 7.5m, level difference is zero.
Connection piping diameter of single-unit is the stop valve diameter of the unit.
Connection piping diameter of multi-unit is the main pipe connecting to the first indoor branch joint, is case of the total equivalent liquid length is less than 90m. If the total equivalent liquid length is more than 90m, please refer to technical manual to choose the connection piping diameter.
Sound values are measured in a semi-anechoic room, at a position 1m in front of the unit and 1.3m above the floor.

VRF V6R Series - MS box

Model name			MS01/N1-D	MS04/N1-D	MS06/N1-D	MS08/N1-D	MS10/N1-D	MS12/N1-D
Power supply			220-240V~50/60Hz					
Max. number of indoor unit groups			1	4	6	8	10	12
Max. number of units per group			8	5	5	5	5	5
Max. number of downstream indoor units			8	20	30	40	47	47
Max. capacity of each group of indoor units		kW	32	16	16	16	16	16
Max. total capacity of all downstream indoor units		kW	32	49	63	85	85	85
Pipe connections to ODU	Liquid pipe	mm	Φ9.53/Φ12.7	Φ9.53/Φ12.7/Φ15.9/Φ19.1	Φ9.53/Φ12.7/Φ15.9/Φ19.1	Φ12.7/Φ15.9/Φ19.1/Φ22.2	Φ12.7/Φ15.9/Φ19.1/Φ22.2	Φ12.7/Φ15.9/Φ19.1/Φ22.2
	Low pressure gas pipe	mm	Φ15.9/Φ19.1/Φ22.2	Φ19.1/Φ22.2/Φ28.6	Φ19.1/Φ22.2/Φ28.6	Φ22.2/Φ28.6/Φ34.9	Φ22.2/Φ28.6/Φ34.9	Φ22.2/Φ28.6/Φ34.9
	High pressure gas pipe	mm	Φ12.7/Φ15.9/Φ19.1	Φ15.9/Φ19.1/Φ22.2/Φ28.6	Φ15.9/Φ19.1/Φ22.2/Φ28.6	Φ19.1/Φ22.2/Φ28.6	Φ19.1/Φ22.2/Φ28.6	Φ19.1/Φ22.2/Φ28.6
Pipe connections to IDU	Liquid pipe	mm	Φ6.35/Φ9.53	Φ6.35/Φ9.53	Φ6.35/Φ9.53	Φ6.35/Φ9.53	Φ6.35/Φ9.53	Φ6.35/Φ9.53
	Gas pipe	mm	Φ12.7/Φ15.9	Φ12.7/Φ15.9	Φ12.7/Φ15.9	Φ12.7/Φ15.9	Φ12.7/Φ15.9	Φ12.7/Φ15.9
Sound pressure level[1]		dB(A)	40	44	45	47	47	47
Sound power level[1]		dB(A)	60	63	65	65	65	65
Net dimensions (W×H×D)		mm	440×195×296	668×250×574	668×250×574	974×250×574	974×250×574	974×250×574
Packed dimensions (W×H×D)		mm	740×275×405	1020×390×850	1020×390×850	1320×390×850	1320×390×850	1320×390×850
Net weight		kg	10.5	33	36	48	51	54
Gross weight		kg	14	58	61	79	82	85

VRF V6R Series - High temperature hydro module

Model			SMK-D140HHN1-3
Power supply			220-240V~50/60Hz
Heating Capacity[1]		kW	14
Operating temperature range	Heating	°C	-20~30
	Domestic hot water	°C	-20~43
Water temperature		°C	25~80
Water flow rate	Nominal (Min.-Max.)	m³/h	2.4 (1.2-2.9)
Allowable water pressure		Bar	1-10
Refrigerant	Type		R134a
	Factory charge	kg	1.2
Sound pressure level		dB(A)	44
Net dimensions (W×H×D)		mm	450x795x300
Packed dimensions (W×H×D)		mm	698x945x390
Net / Gross weight		kg	58 / 67.2
Refrigerant pipe	Connection type		Brazing
	Liquid pipe diameter	mm	Φ9.53
	Gas pipe diameter	mm	Φ12.7
Water pipe	Connection type		External thread
	Inlet pipe diameter	mm	Φ25.4
	Outlet pipe diameter	mm	Φ25.4
Unit installation ambient temperature range		°C	0~40
Unit installation place			Indoor only

Note:
Nominal heating capacities are based on the following conditions: ambient temperature 7°C DB/6°C WB;Water inlet/outlet temperature 40°C DB/45°C;

Indoor Units
VRF indoor units

Ventilation
Heat recovery ventilator (HRV)

Control Systems
Smart control systems

VRF V4 Plus R Series Heat Recovery

Offers simultaneous cooling and heating operation in one system

- ALL DC inverter compressors
- ALL DC fan motors
- Capacity up to 64HP
- Connectable indoor units quantity up to 64
- ESP up to 60Pa
- Duty cycling operation
- Backup operation
- Precise oil control technology
- Advanced silence technology
- Simple communication wiring
- Remote addressing
- Easy maintenance

Heat Recovery, EER up to 7.0

Heat recovery is achieved by diverting exhaust heat from indoor units in cooling mode to areas requiring heating, maximizing energy efficiency, reducing electricity costs and leading to high part load efficiencies (up to 7.0 in the 8HP category).

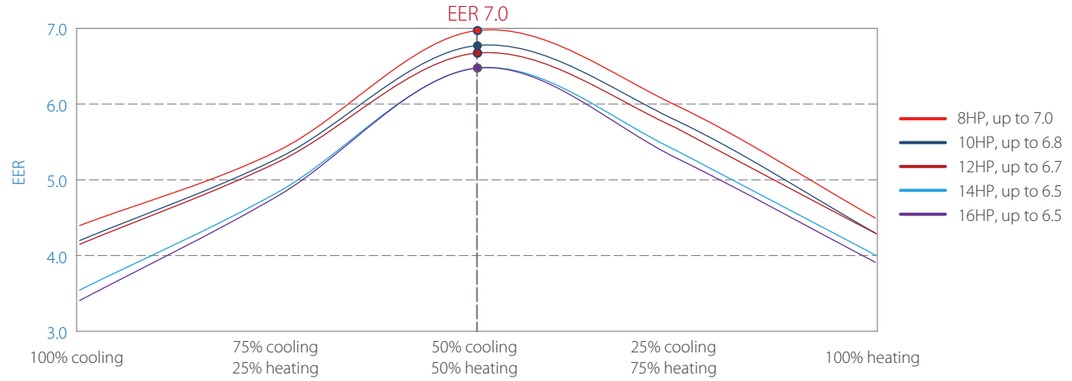

EER in simultaneous cooling and heating mode are based on the following condition:
Outdoor temperature 7°CDB/6°CWB, indoor temperature 27°CDB/19°CWB for cooling, indoor temperature 20°CDB for heating.

Long Piping Capability

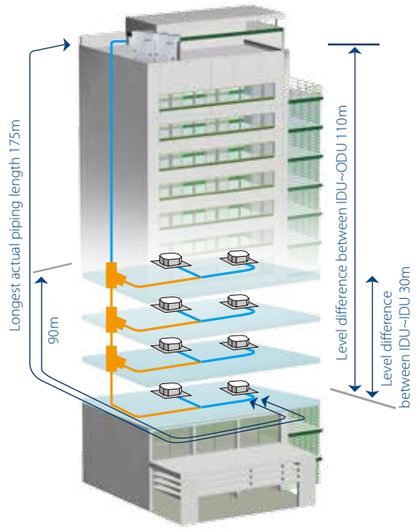

Piping length	Capability
Total piping length	1000m
Longest length - actual (equivalent)	175m (200m)
Longest length after first branch	90m*
Longest length from MS to its downstream indoor unit	40m
Largest height difference between indoor and outdoor units - ODU up (down)	70m (110m)
Largest height difference between indoor units	30m

*The longest length after first branch is 40m as standard but can be extended to up to 90m under certain conditions. Please contact your local Midea dealer for further information.

Adjustable Outdoor Heat Exchanger

Two parts condenser individual design, the unit can distribute a part of evaporator to be as condensing area according to the heating load requirement to improve the utilization rate of the condenser.

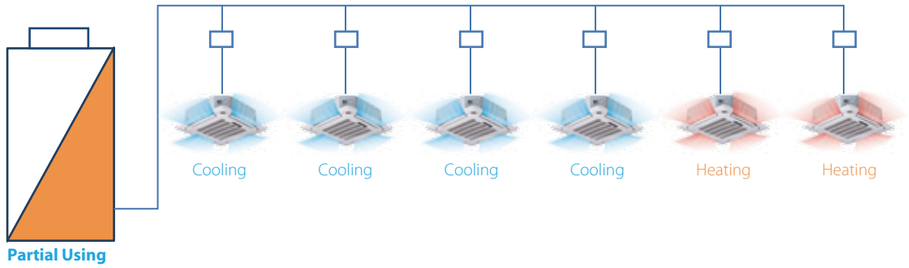

Continuous Heating During Defrost Operation

Each heat exchanger is defrosted by using heat transferred from one heat exchanger to the other in the outdoor unit. Defrost has no impact on the indoor unit on heating mode.

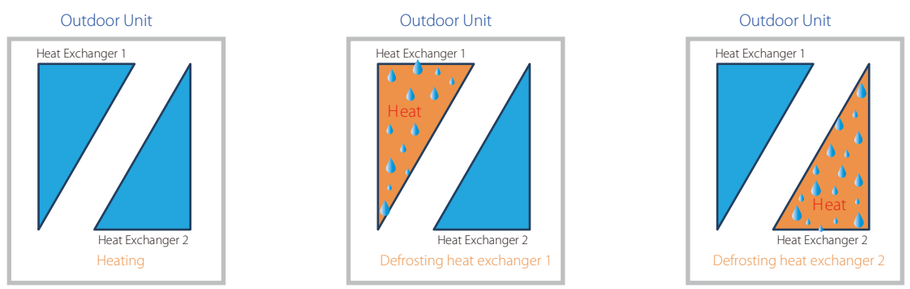

Auto Mode Control

Under the Auto Mode, the indoor unit can change the operation mode automatically, to keep the indoor temperature at a constant level.

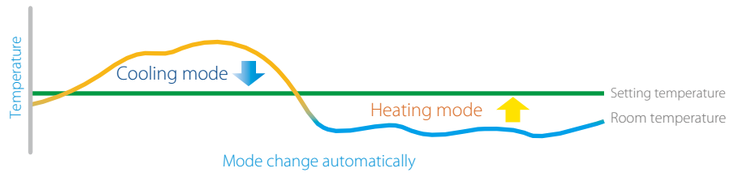

Note: Auto Mode can be activated only with wired controller KJR-120B.

Innovative Mode Switch (MS) Box

Simultaneous cooling and heating achieved for new designed MS (Mode Switch) box.

- Low noise operation for precise control of multiple solenoid valves;
- Max. 24 indoor units connect to a MS box;
- Max. 56kW indoor units connect to a MS box;

One group pipe with max. 4 indoor units connection

Two group pipes with max. 8 indoor units connection

Four group pipes with max. 16 indoor units connection

Six group pipes with max. 24 indoor units connection

- Indoor units connected to a same MS can realize simultaneous cooling and heating operation.

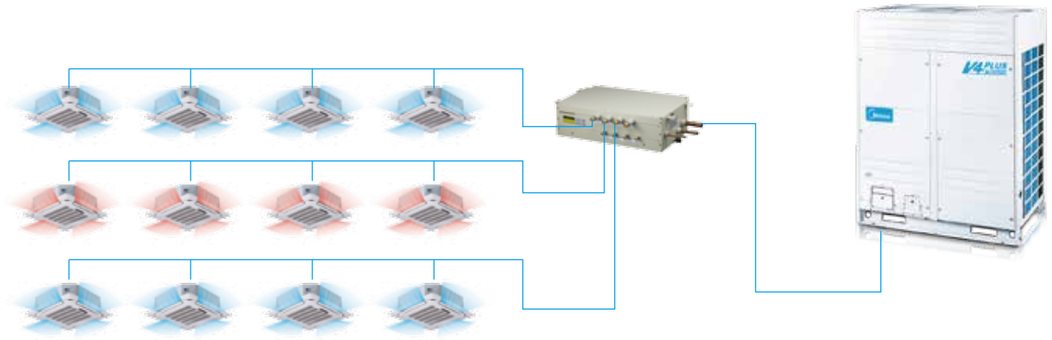

Rotatable Control Box

Newly designed rotating control box can rotate in a wide angle. It is convenient for the inspection and maintenance of the pipeline system and greatly reduces the dismount time of the electric control box.

VRF V4 Plus R Series - Heat Recovery

380~415V, 3N, 50(60)Hz

HP			8	10	12	14	16
Model MDV-			252(8)W/D2RN1T(C)	280(10)W/D2RN1T(C)	335(12)W/D2RN1T(C)	400(14)W/D2RN1T(C)	450(16)W/D2RN1T(C)
Power supply		V/N/Hz	380-415/3/50(60)				
Cooling	Capacity	kW	25.2	28	33.5	40	45
	Power input	kW	5.73	6.67	8.07	11.3	13.24
	EER		4.4	4.2	4.15	3.54	3.4
Heating	Capacity	kW	27	31.5	37.5	45	50
	Power input	kW	6	7.33	8.72	11.19	12.79
	COP		4.5	4.3	4.3	4.02	3.91
Connectable indoor unit	Total capacity		50~130% of outdoor unit capacity				
	Max. quantity		13	16	20	23	26
Compressor	Type		DC inverter				
	Quantity		1	1	1	2	2
Fan motor	Type		DC motor				
	Quantity		2	2	2	2	2
	Static pressure	Pa	0-20 (default)				
		Pa	20-40 (customized)		20-60 (customized)	20-40 (customized)	
Refrigerant	Type		R410A				
	Factory charging	kg	10	10	10	13	13
Pipe connections	Liquid pipe	mm	Φ12.7	Φ12.7	Φ15.9	Φ15.9	Φ15.9
	Low pressure gas pipe	mm	Φ22.2	Φ22.2	Φ25.4	Φ28.6	Φ28.6
	High pressure gas pipe	mm	Φ19.1	Φ19.1	Φ19.1	Φ22.2	Φ22.2
	High pressure gas balance pipe	mm	Φ19.1	Φ19.1	Φ19.1	Φ19.1	Φ19.1
	Oil balance pipe	mm	Φ6.35	Φ6.35	Φ6.35	Φ6.35	Φ6.35
Air flow rate		m^3/h	12000	12000	13000	15000	15000
Sound pressure level		dB(A)	57	57	58	60	60
Net dimension (W×H×D)		mm	1250×1615×765				
Packing size (W×H×D)		mm	1305×1790×820				
Net weight		kg	255	255	255	303	303
Gross weight		kg	273	273	273	322	322
Operating temperature range		℃	Cooling: -5~48; Heating: -20~24; Simultaneous Cooling and Heating: -5~24				

HP			18	20	22	24
Model MDV-			532(18)W/D2RN1T(C)	560(20)W/D2RN1T(C)	615(22)W/D2RN1T(C)	680(24)W/D2RN1T(C)
Combined type			8HP+10HP	10HP×2	10HP+12HP	10HP+14HP
Power supply		V/N/Hz	380-415/3/50(60)			
Cooling	Capacity	kW	53.2	56	61.5	68
	Power input	kW	12.4	13.34	14.74	17.97
	EER		4.29	4.2	4.17	3.78
Heating	Capacity	kW	58.5	63	69	76.5
	Power input	kW	13.33	14.66	16.05	18.52
	COP		4.39	4.3	4.3	4.13
Connectable indoor unit	Total capacity		50~130% of outdoor unit capacity			
	Max. quantity		29	33	36	39
Compressor	Type		DC inverter			
	Quantity		2	2	2	3
Fan motor	Type		DC motor			
	Quantity		4	4	4	4
Refrigerant	Type		R410A			
	Factory charging	kg	10×2	10×2	10×2	10+13
Pipe connections	Liquid pipe	mm	Φ15.9	Φ15.9	Φ15.9	Φ15.9
	Low pressure gas pipe	mm	Φ31.8	Φ31.8	Φ31.8	Φ34.9
	High pressure gas pipe	mm	Φ28.6	Φ28.6	Φ28.6	Φ28.6
	High pressure gas balance pipe	mm	Φ19.1	Φ19.1	Φ19.1	Φ19.1
	Oil balance pipe	mm	Φ6.35	Φ6.35	Φ6.35	Φ6.35
Air flow rate		m^3/h	24000	24000	25000	27000
Sound pressure level		dB(A)	61	61	62	63
Net dimension (W×H×D)		mm	(1250×1615×765)×2			
Packing size (W×H×D)		mm	(1305×1790×820)×2			
Net weight		kg	255×2	255×2	255×2	255+303
Gross weight		kg	273×2	273×2	273×2	273+322
Operating temperature range		℃	Cooling: -5~48; Heating: -20~24; Simultaneous Cooling and Heating: -5~24			

Notes:
Capacities are based on the following conditions:
Cooling: Indoor temperature 27°C DB/19°C WB; Outdoor temperature 35°C DB/24°C WB; Heating: Indoor temperature 20°C DB/15°C WB; Outdoor temperature 7°C DB/6°C WB.
Piping length: Interconnecting piping length is 7.5m, level difference is zero.
Connection piping diameter of single-unit is the stop valve diameter of the unit.
Connection piping diameter of multi-unit is the main pipe connecting to the first indoor branch joint, is case of the total equivalent liquid length is less than 90m. If the total equivalent liquid length is more than 90m, please refer to technical manual to choose the connection piping diameter.
Sound values are measured in a semi-anechoic room, at a position 1m in front of the unit and 1.3m above the floor.

VRF V4 Plus R Series - Heat Recovery

380~415V, 3N, 50(60)Hz

HP			26	28	30	32
Model MDV-			730(26)W/D2RN1T(C)	800(28)W/D2RN1T(C)	850(30)W/D2RN1T(C)	900(32)W/D2RN1T(C)
Combined type			10HP+16HP	14HP×2	14HP+16HP	16HP×2
Power supply		V/N/Hz	380-415/3/50(60)			
Cooling	Capacity	kW	73	80	85	90
	Power input	kW	19.9	22.6	24.54	26.48
	EER		3.67	3.54	3.46	3.4
Heating	Capacity	kW	81.5	90	95	100
	Power input	kW	20.1	22.4	23.98	25.58
	COP		4.05	4.02	3.96	3.91
Connectable indoor unit	Total capacity		50~130% of outdoor unit capacity			
	Max. quantity		43	46	50	53
Compressor	Type		DC inverter			
	Quantity		3	4	4	4
Fan motor	Type		DC motor			
	Quantity		4	4	4	4
Refrigerant	Type		R410A			
	Factory charging	kg	10+13	13×2	13×2	13×2
Pipe connections	Liquid pipe	mm	Φ19.1			
	Low pressure gas pipe	mm	Φ34.9			
	High pressure gas pipe	mm	Φ28.6			
	High pressure gas balance pipe	mm	Φ19.1			
	Oil balance pipe	mm	Φ6.35			
Air flow rate		m^3/h	27000	30000	30000	30000
Sound pressure level		dB(A)	63	64	64	64
Net dimension (W×H×D)		mm	(1250×1615×765)×2			
Packing size (W×H×D)		mm	(1305×1790×820)×2			
Net weight		kg	255+303	303×2	303×2	303×2
Gross weight		kg	273+322	322×2	322×2	322×2
Operating temperature range		℃	Cooling: -5~48; Heating: -20~24; Simultaneous Cooling and Heating: -5~24			

HP			34	36	38	40
Model MDV-			960(34)W/D2RN1T(C)	1010(36)W/D2RN1T(C)	1065(38)W/D2RN1T(C)	1130(40)W/D2RN1T(C)
Combined type			10HP×2+14HP	10HP×2+16HP	10HP+12HP+16HP	10HP+14HP+16HP
Power supply		V/N/Hz	380-415/3/50(60)			
Cooling	Capacity	kW	96	101	106.5	113
	Power input	kW	24.64	26.58	27.98	31.21
	EER		3.9	3.8	3.81	3.62
Heating	Capacity	kW	108	113	119	126.5
	Power input	kW	25.85	27.45	28.84	31.31
	COP		4.18	4.12	4.13	4.04
Connectable indoor unit	Total capacity		50~130% of outdoor unit capacity			
	Max. quantity		56	59	63	64
Compressor	Type		DC inverter			
	Quantity		4	4	4	5
Fan motor	Type		DC motor			
	Quantity		6	6	6	6
Refrigerant	Type		R410A			
	Factory charging	kg	10×2+13	10×2+13	10×2+13	10+13×2
Pipe connections	Liquid pipe	mm	Φ19.1			
	Low pressure gas pipe	mm	Φ41.3			
	High pressure gas pipe	mm	Φ34.9			
	High pressure gas balance pipe	mm	Φ19.1			
	Oil balance pipe	mm	Φ6.35			
Air flow rate		m^3/h	39000	39000	40000	42000
Sound pressure level		dB(A)	65	65	65	66
Net dimension (W×H×D)		mm	(1250×1615×765)×3			
Packing size (W×H×D)		mm	(1305×1790×820)×3			
Net weight		kg	255×2+303	255×2+303	255×2+303	255+303×2
Gross weight		kg	273×2+322	273×2+322	273×2+322	273+322×2
Operating temperature range		℃	Cooling: -5~48; Heating: -20~24; Simultaneous Cooling and Heating: -5~24			

Notes:
Capacities are based on the following conditions:
Cooling: Indoor temperature 27°C DB/19°C WB; Outdoor temperature 35°C DB/24°C WB; Heating: Indoor temperature 20°C DB/15°C WB; Outdoor temperature 7°C DB/6°C WB.
Piping length: Interconnecting piping length is 7.5m, level difference is zero.
Connection piping diameter of single-unit is the stop valve diameter of the unit.
Connection piping diameter of multi-unit is the main pipe connecting to the first indoor branch joint, is case of the total equivalent liquid length is less than 90m. If the total equivalent liquid length is more than 90m, please refer to technical manual to choose the connection piping diameter.
Sound values are measured in a semi-anechoic room, at a position 1m in front of the unit and 1.3m above the floor.

VRF V4 Plus R Series - Heat Recovery

380~415V, 3N, 50(60)Hz

HP			42	44	46	48
Model MDV-			1200(42)W/D2RN1T(C)	1250(44)W/D2RN1T(C)	1300(46)W/D2RN1T(C)	1350(48)W/D2RN1T(C)
Combined type			14HP×3	14HP×2+16HP	14HP+16HP×2	16HP×3
Power supply		V/N/Hz	380-415/3/50(60)			
Cooling	Capacity	kW	120	125	130	135
	Power input	kW	33.9	35.84	37.78	39.72
	EER		3.54	3.49	3.44	3.4
Heating	Capacity	kW	135	140	145	150
	Power input	kW	33.57	35.17	36.77	38.37
	COP		4.02	3.98	3.94	3.91
Connectable indoor unit	Total capacity		50~130% of outdoor unit capacity			
	Max. quantity		64			
Compressor	Type		DC inverter			
	Quantity		6			
Fan motor	Type		DC motor			
	Quantity		6			
Refrigerant	Type		R410A			
	Factory charging	kg	13×3			
Pipe connections	Liquid pipe	mm	Φ19.1			
	Low pressure gas pipe	mm	Φ41.3			
	High pressure gas pipe	mm	Φ34.9			
	High pressure gas balance pipe	mm	Φ19.1			
	Oil balance pipe	mm	Φ6.35			
Air flow rate		m^3/h	45000			
Sound pressure level		dB(A)	67			
Net dimension (W×H×D)		mm	(1250×1615×765)×3			
Packing size (W×H×D)		mm	(1305×1790×820)×3			
Net weight		kg	303×3			
Gross weight		kg	322×3			
Operating temperature range		℃	Cooling: -5~48; Heating: -20~24; Simultaneous Cooling and Heating: -5~24			

HP			50	52	54	56
Model MDV-			1432(50)W/D2RN1T(C)	1460(52)W/D2RN1T(C)	1515(54)W/D2RN1T(C)	1580(56)W/D2RN1T(C)
Combined type			8HP+10HP+16HP×2	10HP×2+16HP×2	10HP+12HP+16HP×2	10HP+14HP+16HP×2
Power supply		V/N/Hz	380-415/3/50(60)			
Cooling	Capacity	kW	143.2	146	151.5	158
	Power input	kW	38.88	39.82	41.22	44.45
	EER		3.68	3.67	3.68	3.55
Heating	Capacity	kW	158.5	163	169	176.5
	Power input	kW	38.91	40.24	41.63	44.1
	COP		4.07	4.05	4.06	4
Connectable indoor unit	Total capacity		50~130% of outdoor unit capacity			
	Max. quantity		64	64	64	64
Compressor	Type		DC inverter			
	Quantity		6	6	6	7
Fan motor	Type		DC motor			
	Quantity		8	8	8	8
Refrigerant	Type		R410A			
	Factory charging	kg	10×2+13×2	10×2+13×2	10×2+13×2	10+13×3
Pipe connections	Liquid pipe	mm	Φ22.2			
	Low pressure gas pipe	mm	Φ44.5			
	High pressure gas pipe	mm	Φ38.1			
	High pressure gas balance pipe	mm	Φ19.1			
	Oil balance pipe	mm	Φ6.35			
Air flow rate		m^3/h	54000	54000	55000	57000
Sound pressure level		dB(A)	68			
Net dimension (W×H×D)		mm	(1250×1615×765)×4			
Packing size (W×H×D)		mm	(1305×1790×820)×4			
Net weight		kg	255×2+303×2	255×2+303×2	255×2+303×2	255+303×3
Gross weight		kg	273×2+322×2	273×2+322×2	273×2+322×2	273+322×3
Operating temperature range		℃	Cooling: -5~48; Heating: -20~24; Simultaneous Cooling and Heating: -5~24			

Notes:
Capacities are based on the following conditions:
Cooling: Indoor temperature 27°C DB/19°C WB; Outdoor temperature 35°C DB/24°C WB; Heating: Indoor temperature 20°C DB/15°C WB; Outdoor temperature 7°C DB/6°C WB.
Piping length: Interconnecting piping length is 7.5m, level difference is zero.
Connection piping diameter of single-unit is the stop valve diameter of the unit.
Connection piping diameter of multi-unit is the main pipe connecting to the first indoor branch joint, is case of the total equivalent liquid length is less than 90m. If the total equivalent liquid length is more than 90m, please refer to technical manual to choose the connection piping diameter.
Sound values are measured in a semi-anechoic room, at a position 1m in front of the unit and 1.3m above the floor.

VRF V4 Plus R Series - Heat Recovery

380~415V, 3N, 50(60)Hz

HP			58	60	62	64
Model MDV-			1650(58)W/D2RN1T(C)	1700(60)W/D2RN1T(C)	1750(62)W/D2RN1T(C)	1800(64)W/D2RN1T(C)
Combined type			14HP×3+16HP	14HP×2+16HP×2	14HP+16HP×3	16HP×4
Power supply		V/N/Hz	380-415/3/50(60)			
Cooling	Capacity	kW	165	170	175	180
	Power input	kW	47.14	49.08	51.02	52.96
	EER		3.5	3.46	3.43	3.4
Heating	Capacity	kW	185	190	195	200
	Power input	kW	46.36	47.96	49.56	51.16
	COP		3.99	3.96	3.93	3.91
Connectable indoor unit	Total capacity		50~130% of outdoor unit capacity			
	Max. quantity		64			
Compressor	Type		DC inverter			
	Quantity		8			
Fan motor	Type		DC motor			
	Quantity		8			
Refrigerant	Type		R410A			
	Factory charging	kg	13×4			
Pipe connections	Liquid pipe	mm	Φ22.2			
	Low pressure gas pipe	mm	Φ44.5			
	High pressure gas pipe	mm	Φ38.1			
	High pressure gas balance pipe	mm	Φ19.1			
	Oil balance pipe	mm	Φ6.35			
Air flow rate		m^3/h	60000			
Sound pressure level		dB(A)	69			
Net dimension (W×H×D)		mm	(1250×1615×765)×4			
Packing size (W×H×D)		mm	(1305×1790×820)×4			
Net weight		kg	303×4			
Gross weight		kg	322×4			
Operating temperature range		℃	Cooling: -5~48; Heating: -20~24; Simultaneous Cooling and Heating: -5~24			

VRF V4 Plus R Series - MS Box

Model				MS01/N1-C	MS02/N1-C	MS04/N1-C	MS06/N1-C	MS02E/N1-C	MS04E/N1-C
Applicable indoor units				All VRF indoor units except high static pressure duct				Only high static pressure duct	
Max. indoor unit groups				1	2	4	6	1	1
Max. number of each group of indoor units				4	4	4	4	1	1
Max. number of downstream indoor units				4	8	16	24	1	1
Max. capacity of each group of indoor units			kW	16	16	16	16	28	56
Max. total capacity of all downstream indoor units			kW	16	28	45	45	28	56
Piping connections	Connected to outdoor unit	Liquid pipe	mm	Φ9.53	Φ12.7	Φ15.9	Φ15.9	Φ12.7	Φ15.9
		High pressure gas pipe	mm	Φ15.9	Φ19.1	Φ22.2	Φ22.2	Φ19.1	Φ22.2
		Low pressure gas pipe	mm	Φ19.1	Φ25.4	Φ31.8	Φ31.8	Φ25.4	Φ31.8
	Connected to indoor unit	Liquid pipe	mm	Φ9.53	Φ9.53	Φ9.53	Φ9.53	Φ9.53	Φ9.53
		Gas pipe	mm	Φ15.9	Φ15.9	Φ15.9	Φ15.9	Φ15.9	Φ15.9
Sound pressure level			dB(A)	33	33	33	40	33	33
Net dimension (W×H×D)			mm	630×225×600	630×225×600	960×225×600	960×225×600	630×225×600	960×225×600
Packing size (W×H×D)			mm	725×325×685	725×325×685	1055×325×685	1055×325×685	725×325×685	1055×325×685
Net weight			kg	18	19.5	31	35	19.5	31
Gross weight			kg	25	27	40	44.5	27	40

Note:
Sound values are measured in a semi-anechoic room, at a position 1m below the MS equipment in mode switch condition.
It is not recommended to install in a place where low noise performance is required.

Indoor Units
VRF indoor units

Fresh Air Processing Unit
100% fresh air supply

Ventilation
Heat recovery ventilator (HRV)

Control Systems
Smart control systems

VRF V4 Plus W Series Water Cooled

Perfect combination of water and refrigerant system

- DC inverter compressor
- Capacity up to 36HP
- Connectable indoor units quantity up to 59
- Duty cycling operation
- Backup operation
- Precise oil control technology
- Low noise operation
- Simple communication wiring
- Easy maintenance

Wide Range of Outdoor Units

The Water Cooled V4+W Series capacity ranges from 8HP to 36HP, meets all customer requirements from small to large buildings.

8/10/12HP

Max. 3 units combination

Long Piping Capability

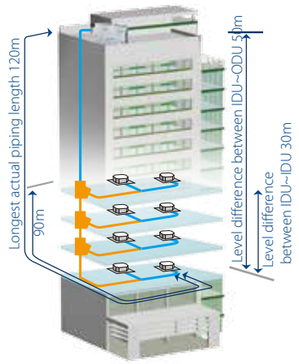

Piping length	Capability
Total piping length	300m
Longest length - actual (equivalent)	120m (150m)
Longest length after first branch	90m*
Largest height difference between indoor and outdoor units - ODU up (down)	50m (40m)
Largest height difference between indoor units	30m

*The longest length after first branch is 40m as standard but can be extended to up to 90m under certain conditions. Please contact your local Midea dealer for further information.

Wide Operation Temperature Range

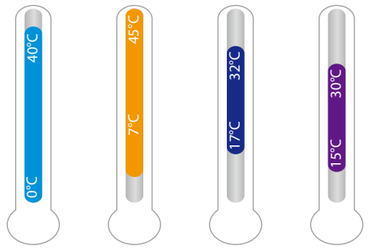

- Main unit ambient temperature: 0°C~40°C
- Main unit water inlet temperature: 7°C~45°C
- Indoor temperature in cooling mode: 17°C~32°C
- Indoor temperature in heating mode: 15°C~30°C

High IPLV

Midea V4 Plus W Series System combines water system and refrigerant system perfectly. IPLV(C) reaches as high as 5.9. Compared with air-cooled VRF, energy saving is higher.

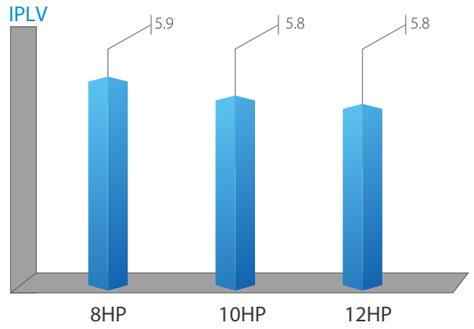

High Efficiency Double-Pipe Heat Exchanger

With the innovatively designed double-pipe heat exchanger, the water quality required is low. The water side has large circulation area, and it is not easily plugged, creating higher reliability and easier cleaning and maintenance.

Water Side Heat Recovery Function

In modern large-scale buildings, the load between the internal and external areas is different. It may occur in some situations that both cooling and heating are required. The V4 PLUS W Series not only can achieve meticulous system division in different areas but also can recover heat at the same time, significantly improving energy efficiency.

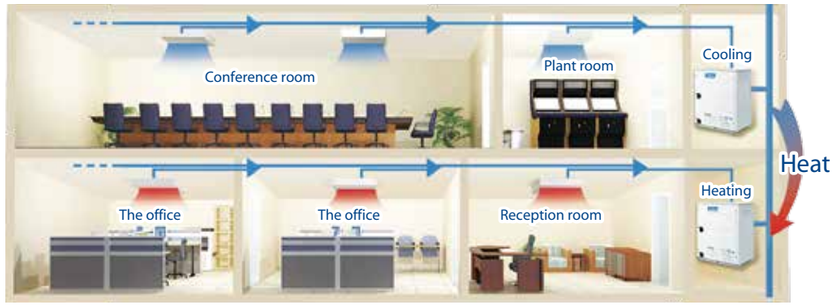

No Water Leakage

No water pipes installed indoors, no water leakage risks.

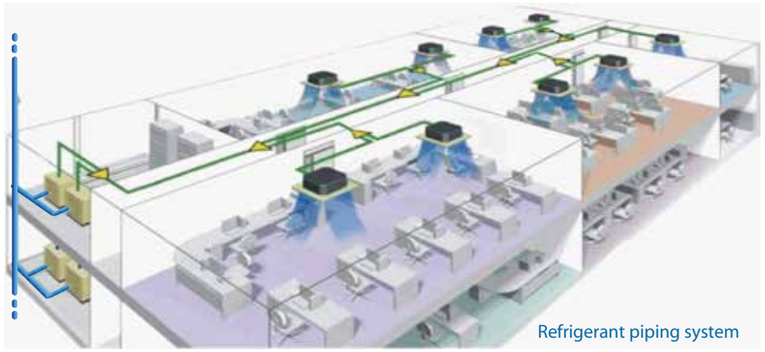

VRF V4 Plus W Series - Water Cooled

380~415V, 3N, 50(60)Hz

HP			8	10	12	16	18	20	22
Model (380~415V, 3N, 50Hz) MDVS-			252(8)W/DRN1	280(10)W/DRN1	335(12)W/DRN1	504(16)W/DRN1	532(18)W/DRN1	560(20)W/DRN1	615(22)W/DRN1
Model (380~415V, 3N, 60Hz) MDVS-			252(8)W/DCN1	280(10)W/DCN1	335(12)W/DCN1	504(16)W/DCN1	532(18)W/DCN1	560(20)W/DCN1	615(22)W/DCN1
Combined type			/	/	/	8HP×2	8HP+10HP	10HP×2	10HP+12HP
Cooling	Capacity	kW	25.2	28.0	33.5	50.4	53.2	56.0	61.5
	Power input	kW	4.80	6.10	8.00	9.60	10.90	12.20	14.10
	EER		5.25	4.59	4.19	5.25	4.88	4.59	4.36
Heating	Capacity	kW	27.0	31.5	37.5	54.0	58.5	63.0	69.0
	Power input	kW	4.45	5.83	7.80	8.90	10.3	11.66	13.63
	COP		6.07	5.40	4.81	6.07	5.69	5.40	5.06
Connectable indoor unit	Total capacity		50~130% of outdoor unit capacity						
	Max. quantity		13	16	19	23	29	33	36
Compressor	Type		DC inverter						
	Quantity		1	1	1	2	2	2	2
Heat exchanger	Type		Double-pipe heat exchanger						
	Rated water flow volume	m^3/h	5.4	6	7.2	5.4×2	5.4+6	6×2	6+7.2
Refrigerant	Type		R410A						
	Factory charging	kg	2	2	2	2×2	2×2	2×2	2×2
Pipe connections	Liquid pipe	mm	Φ12.7	Φ12.7	Φ15.9	Φ12.7	Φ15.9	Φ15.9	Φ15.9
	Gas pipe	mm	Φ25.4	Φ25.4	Φ31.8	Φ28.6	Φ28.6	Φ28.6	Φ28.6
	Oil balance pipe	mm	Φ6.35	Φ6.35	Φ6.35	Φ6.35	Φ6.35	Φ6.35	Φ6.35
Sound pressure level		dB(A)	51	52	52	53	53	53	54
Net dimension (W×H×D)		mm	780×1000×550			(780×1000×550)×2			
Packing size (W×H×D)		mm	845×1170×600			(845×1170×600)×2			
Net weight		kg	146	146	147	146×2	146×2	146×2	146+147
Gross weight		kg	155	155	156	155×2	155×2	155×2	155+156
Operating temperature range		℃	Water inlet temp.: 7-45; ambient temp.: 0-40						

HP			24	26	28	30	32	34	36
Model (380~415V, 3N, 50Hz) MDVS-			670(24)W/DRN1	784(26)W/DRN1	812(28)W/DRN1	840(30)W/DRN1	895(32)W/DRN1	950(34)W/DRN1	1005(36)W/DRN1
Model (380~415V, 3N, 60Hz) MDVS-			670(24)W/DCN1	784(26)W/DCN1	812(28)W/DCN1	840(30)W/DCN1	895(32)W/DCN1	950(34)W/DCN1	1005(36)W/DCN1
Combined type			12HP×2	8HP×2+10HP	8HP+10HP×2	10HP×3	10HP×2+12HP	10HP+12HP×2	12HP×3
Cooling	Capacity	kW	67.0	78.4	81.2	84.0	89.5	95.0	100.5
	Power input	kW	16.0	15.7	17.0	18.3	20.2	22.1	24.0
	EER		4.19	4.99	4.78	4.59	4.43	4.30	4.19
Heating	Capacity	kW	75.0	85.5	90.0	94.5	100.5	106.5	112.5
	Power input	kW	15.6	14.73	16.11	17.49	19.46	21.43	23.4
	COP		4.81	5.80	5.59	5.40	5.16	4.97	4.81
Connectable indoor unit	Total capacity		50~130% of outdoor unit capacity						
	Max. quantity		39	43	46	50	53	56	59
Compressor	Type		DC inverter						
	Quantity		2	3	3	3	3	3	3
Heat exchanger	Type		Double-pipe heat exchanger						
	Rated water flow volume	m^3/h	7.2×2	5.4×2+6	5.4+6×2	6×3	6×2+7.2	6+7.2×2	7.2×3
Refrigerant	Type		R410A						
	Factory charging	kg	2×2	2×3	2×3	2×3	2×3	2×3	2×3
Pipe connections	Liquid pipe	mm	Φ15.9	Φ19.1	Φ19.1	Φ19.1	Φ19.1	Φ19.1	Φ19.1
	Gas pipe	mm	Φ28.6	Φ31.8	Φ31.8	Φ31.8	Φ31.8	Φ38.1	Φ38.1
	Oil balance pipe	mm	Φ6.35	Φ6.35	Φ6.35	Φ6.35	Φ6.35	Φ6.35	Φ6.35
Sound pressure level		dB(A)	54	55	55	56	57	57	58
Net dimension (W×H×D)		mm	(780×1000×550)×2	(780×1000×550)×3					
Packing size (W×H×D)		mm	(845×1170×600)×2	(845×1170×600)×3					
Net weight		kg	147×2	146×3	146×3	146×3	146×2+147	146+147×2	147×3
Gross weight		kg	156×2	155×3	155×3	155×3	155×2+156	155+156×2	156×3
Operating temperature range		℃	Water inlet temp.: 7-45; ambient temp.: 0-40						

Notes:
Capacities are based on the following conditions:
Cooling: Indoor temperature 27℃ DB/19℃ WB; Main unit ambient temperature 35℃ DB/24℃ WB; Water inlet temperature 30℃;
Heating: Indoor temperature 20℃ DB/15℃ WB; Main unit ambient temperature 7℃ DB/6℃ WB; Water inlet temperature 20℃;
Piping length: Interconnecting piping length is 5m, level difference is zero.
Connection piping diameter of single-unit is the stop valve diameter of the unit.
Connection piping diameter of multi-unit is the main pipe connecting to the first indoor branch joint, is case of the total equivalent liquid length is less than 90m. If the total equivalent liquid length is more than 90m, please refer to technical manual to choose the connection piping diameter.
Sound values are measured in a semi-anechoic room, at a position 1m in front of the unit and 1m above the floor.

Indoor Units
VRF indoor units

Ventilation
Heat recovery ventilator (HRV)

Control Systems
Smart control systems

VRF V4 Plus I Series Heat Pump

Optimized design for middle-sized buildings

- DC inverter compressor
- DC fan motor
- Capacity up to 16HP
- Connectable indoor units quantity up to 20
- Precise oil control technology
- Advanced silence technology
- Intelligent defrosting technology
- Simple communication wiring
- Auto addressing
- Easy maintenance

Long Piping Capability

Piping length	Capability		
	20/22.4/26kW	28/33.5kW	40/45kW
Total piping length	120m	150m	250m
Longest length - actual (equivalent)	60m (70m)	100(110)m	100m (120m)
Longest length after first branch	20m	40m	40m
Longest length after nearest branch	15m	15m	15m
Largest height difference between indoor and outdoor units - ODU up (down)	30m (20m)	50m(40m)	30m (20m)
Largest height difference between indoor units	8m	15m	8m

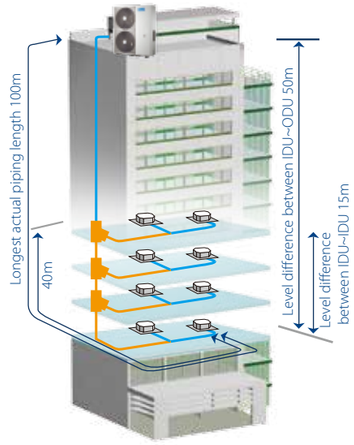

VRF V4 Plus I Series - Heat Pump

HP			7	8	9	10	12	14	16
Model			MDV-V200W/DRN1	MDV-V224W/DRN1	MDV-V260W/DRN1	MDVT-V280W/DGN1	MDVT-V335W/DGN1	MDV-V400W/DRN1	MDV-V450W/DRN1
Power supply		V/N/Hz	380-415/3/50			380-415/3/50 (60)		380-415/3/50	
Cooling (T1/T3)	Capacity	kW	20.0	22.4	26.0	28.0/25.0	33.5/28.0	40.0	45.0
	Power input	kW	6.1	6.8	7.6	6.83/7.9	9.2/10.0	11.9	13.6
	EER		3.28	3.29	3.42	4.10/3.16	3.64/2.80	3.35	3.32
Heating	Capacity	kW	22.0	24.5	28.5	31.5	37.5	45.0	50.0
	Power input	kW	6.1	5.9	6.8	7.5	9.2	11.1	12.7
	COP		3.61	4.15	4.19	4.20	4.08	4.05	3.93
Connectable indoor unit	Total capacity		50~130% of outdoor unit capacity						
	Max. quantity		10	11	12	16	20	14	15
Compressor	Type		DC inverter						
	Quantity		1	1	1	1	1	2	2
Fan motor	Type		DC motor			DC motor		DC motor + AC motor	
	Quantity		2	2	2	2	2	2	2
Refrigerant	Type		R410A						
	Factory charging	kg	4.8	6.2	6.2	8	8	9	12
Pipe connections	Liquid pipe	mm	Φ9.53	Φ9.53	Φ9.53	Φ9.5	Φ12.7	Φ12.7	Φ12.7
	Gas pipe	mm	Φ19.1	Φ19.1	Φ22.2	Φ22.2	Φ25.4	Φ22.2	Φ25.4
Air flow rate		m^3/h	10999	10494	10494	11000	11300	16575	16575
Sound pressure level		dB(A)	59	59	60	59	61	62	62
Net dimension (W×H×D)		mm	1120×1558×528			1120×1558×528		1360×1650×540	1460×1650×540
Packing size (W×H×D)		mm	1270×1720×565			1270×1720×565		1450×1785×560	1550×1785×560
Net weight		kg	137	146.5	147	157		240	275
Gross weight		kg	153	162.5	163	173		260	290
Operating temperature range		℃	Cooling: -15~46; Heating: -15~24			Coolin: -5~54 Heating:-20~24		Cooling: -5~48; Heating: -15~24	

Notes:
Capacities are based on the following conditions:
T1 Cooling: Indoor temperature 27°C DB/19°C WB; Outdoor temperature 35°C DB/24°C WB.
T3 Cooling: Indoor temperature 29°C DB/19°C WB; Outdoor temperature 46°C DB/24°C WB.
Heating: Indoor temperature 20°C DB/15°C WB; Outdoor temperature 7°C DB/6°C WB.
Piping length: Interconnecting piping length 7.5m, level difference of zero.
Sound values are measured in a semi-anechoic room,at a position 1m in front of the unit and 1m above the floor.

Indoor Units
VRF indoor units

Ventilation
Heat recovery ventilator (HRV)

Control Systems
Smart control systems

VRF V4 Plus Mini Series
Heat Pump / Cooling Only

Optimized designfor small buildings

- DC inverter compressor
- DC fan motor
- Capacity up to 18kW
- Connectable indoor units quantity up to 9
- Precise oil control technology
- Advanced silence technology
- Intelligent defrosting technology
- Simple communication wiring
- Auto addressing
- Easy maintenance

Long Piping Capability

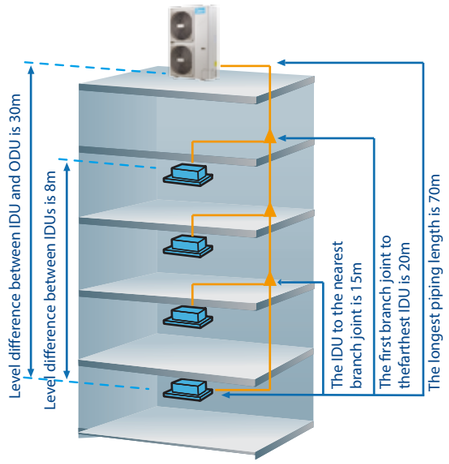

Piping length	Capability	
	7-11kW	12-18kW
Total piping length	100m	100m
Longest length - actual (equivalent)	45m (50m)	60m (70m)
Longest length after first branch	20m	20m
Largest height difference between indoor and outdoor units - ODU up (down)	30m (20m)	30m (20m)
Largest height difference between indoor units	8m	8m

More Convenient Piping Connector – Branch Box

Easier and safer installation thanks to a branch box that simplifies piping work greatly.

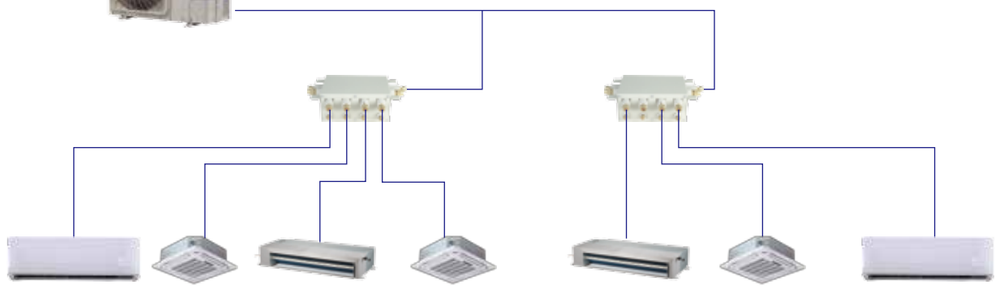

Four-Way Piping Connection



A four-direction space is available for connecting pipes and wiring in various installation sites.

VRF V4 Plus Mini Series - Heat Pump

220~240V, 1N, 50Hz

Model			MDV-V80W/DN1	MDV-V105W/DN1	MDV-V120W/DN1	MDV-V140W/DN1	MDV-V160W/DN1(B)
Power supply		V/N/Hz	220-240/1/50				
Cooling	Capacity	kW	7.2(1.5~8.0)	9.0(2.0~10.0)	12.3	14	15.5
	Power input	kW	1.85	2.3	3.25	3.95	4.52
	EER		3.9	3.92	3.78	3.54	3.43
Heating	Capacity	kW	7.2(1.6~8.4)	9.0(2.1~10.5)	13.2	15.4	17
	Power input	kW	1.79	2.27	3.47	4.16	4.77
	COP		4.02	3.97	3.8	3.7	3.56
Connectable indoor unit	Total capacity		45~130% of outdoor unit capacity				
	Max. quantity		4	5	6	6	7
Compressor	Type		DC Inverter				
	Quantity		1				
Fan motor	Type		DC				
	Quantity		1		2		
Refrigerant	Type		R410A				
	Factory charging	kg	2.95		3.3	3.9	3.9
Pipe connections	Liquid pipe	mm	Φ9.53				
	Gas pipe	mm	Φ15.9				Φ19.1
Air flow rate		m^3/h	5500		6000		
Sound pressure level		dB(A)	56	57			
Net dimension (W×H×D)		mm	1075×966×396		900×1327×400		
Packing size (W×H×D)		mm	1120×1100×435		1030×1456×435		
Net weight		kg	75.5		95		100
Gross weight		kg	85.5		106		111
Operating temperature range		℃	Cooling: -15~43; Heating: -15~27				

Notes:
Capacities are based on the following conditions:
Cooling: Indoor temperature 27℃ DB/19℃ WB; Outdoor temperature 35℃ DB/24℃ WB; Heating: Indoor temperature 20℃ DB/15℃ WB; Outdoor temperature 7℃ DB/6℃ WB.
Piping length: Interconnecting piping length is 7.5m, level difference is zero.
Sound values are measured in a semi-anechoic room, at a position 1m in front of the unit and 1m above the floor.
In Mini VRF system, if only one indoor unit is connected, the capacity of indoor unit should be not more than outdoor unit's capacity. If more than one indoor unit are connected, the capacity of each indoor unit should be not more than 8kW for refrigerant uniform distribution.

VRF V4 Plus Mini Series - Heat Pump

380~415V, 3N, 50Hz

Model			MDV-V120W/DRN1	MDV-V140W/DRN1	MDV-V160W/DRN1	MDV-V180W/DRN1
Power supply		V/N/Hz	380-415/3/50			
Cooling	Capacity	kW	12.3	14	15.5	17.5
	Power input	kW	3.25	3.95	4.52	5.3
	EER		3.78	3.54	3.43	3.3
Heating	Capacity	kW	13.2	15.4	17	19
	Power input	kW	3.47	4.16	4.77	5
	COP		3.8	3.7	3.56	3.8
Connectable indoor unit	Total capacity		45~130% of outdoor unit capacity			
	Max. quantity		6	6	7	9
Compressor	Type		DC Inverter			
	Quantity		1			
Fan motor	Type		DC			
	Quantity		2			
Refrigerant	Type		R410A			
	Factory charging	kg	3.3	3.9	3.9	4.5
Pipe connections	Liquid pipe	mm	Φ9.53			
	Gas pipe	mm	Φ15.9		Φ19.1	
Air flow rate		m^3/h	6000			6800
Sound pressure level		dB(A)	57			59
Net dimension (W×H×D)		mm	900×1327×400			
Packing size (W×H×D)		mm	1030×1456×435			
Net weight		kg	95		102	107
Gross weight		kg	106		113	118
Operating temperature range		℃	Cooling: -15~43; Heating: -15~27			

Notes:
Capacities are based on the following conditions:
Cooling: Indoor temperature 27℃ DB/19℃ WB; Outdoor temperature 35℃ DB/24℃ WB; Heating: Indoor temperature 20℃ DB/15℃ WB; Outdoor temperature 7℃ DB/6℃ WB.
Piping length: Interconnecting piping length is 7.5m, level difference is zero.
Sound values are measured in a semi-anechoic room, at a position 1m in front of the unit and 1m above the floor.
In Mini VRF system, if only one indoor unit is connected, the capacity of indoor unit should be not more than outdoor unit's capacity. If more than one indoor unit are connected, the capacity of each indoor unit should be not more than 8kW for refrigerant uniform distribution.

VRF V4 Plus Mini Series - Heat Pump

208~230V, 1N, 60Hz

HP			4	4.5	5	6
Model MDV-			V105W/DVN1	V120W/DVN1	V140W/DVN1	V160W/DVN1
Power supply		V/N/Hz	208-230/1/60			
Cooling	Capacity	kW	10.5	12.0	14.0	15.5
		kBtu/h	35.8	40.9	47.8	52.9
	Power input	kW	2.68	3.25	3.95	4.52
	EER		3.92	3.69	3.54	3.43
Heating	Capacity	kW	11.5	13.2	15.4	17.0
		kBtu/h	39.2	45.0	52.5	58.0
	Power input	kW	2.90	3.47	4.16	4.77
	COP		3.97	3.80	3.70	3.56
Connectable indoor unit	Total capacity		45~130% of outdoor unit capacity			
	Max. quantity		5	6	6	7
Compressor	Type		DC Inverter			
	Quantity		1	1	1	1
Fan motor	Type		DC motor			
	Quantity		1	2	2	2
Refrigerant	Type		R410A			
	Factory charging	kg(lbs.)	3(6.6)	3.3(7.3)	3.9(8.6)	3.9(8.6)
Pipe connections	Liquid pipe	mm(in.)	Φ9.53(Φ3/8)	Φ9.53(Φ3/8)	Φ9.53(Φ3/8)	Φ9.53(Φ3/8)
	Gas pipe	mm(in.)	Φ15.9(Φ5/8)	Φ15.9(Φ5/8)	Φ15.9(Φ5/8)	Φ19.1(Φ3/4)
Air flow rate		m^3/h	5100	6000	6000	6000
Sound pressure level		dB(A)	57	57	57	57
Net dimension (W×H×D)		mm	1075x966x396	900x1327x400	900x1327x400	900x1327x400
		inch	42-21/64 x38-1/32 x15-19/32	35-7/14x52-1/4x15-3/4	35-7/14x52-1/4x15-3/4	35-7/14x52-1/4x15-3/4
Packing size (W×H×D)		mm	1120x1100x435	1030x1456x435	1030x1456x435	1030x1456x435
		inch	44-3/32 x43-5/16 x17-1/8	40-9/16x57-5/16x17-1/8	40-9/16x57-5/16x17-1/8	40-9/16x57-5/16x17-1/8
Net weight		kg(lbs.)	78(171.9)	95(209.4)	95(209.4)	102(224.9)
Gross weight		kg(lbs.)	85(187.3)	106(233.7)	106(233.7)	113(249.1)
Operating temperature range		℃(℉)	Cooling -15~43℃ (5~109.4℉) Heating -15～27℃(5~80.6℉)			

Notes:
Capacities are based on the following conditions:
Cooling: Indoor temperature 27℃(80.6℉) DB/19℃(66.2℉) WB; Outdoor temperature 35℃(95℉) DB/24℃(75.2℉) WB.
Heating: Indoor temperature 20℃(68℉) DB/15℃(59℉) WB; Outdoor temperature 7℃(44.6℉) DB/6℃(42.8℉) WB.
Piping length: Interconnecting piping length is 7.5m(24.6ft.), level difference is zero.
Sound values are measured in a semi-anechoic room, at a position of 1m(3.28ft.) in front of the unit and 1m(3.28ft.) above the floor.
In Mini VRF system, if only one indoor unit is connected, the capacity of indoor unit should be not more than outdoor unit's capacity. If more than one indoor unit are connected, the capacity of each indoor unit should be not more than 8kW for refrigerant uniform distribution.

VRF V4 Plus Mini Series - Heat Pump

380~415V, 3N, 60Hz

HP			4.5	5	6
Model MDV-			V120W/DCN1	V140W/DCN1	V160W/DCN1
Power supply		V/N/Hz	380-415/3/60		
Cooling	Capacity	kW	12.0	14.0	15.5
		kBtu/h	40.9	47.8	52.9
	Power input	kW	3.25	3.95	4.52
	EER		3.69	3.54	3.43
Heating	Capacity	kW	13.2	15.4	17.0
		kBtu/h	45.0	52.5	58.0
	Power input	kW	3.47	4.16	4.77
	COP		3.8	3.7	3.56
Connectable indoor unit	Total capacity		45~130% of outdoor unit capacity		
	Max. quantity		6	6	7
Compressor	Type		DC Inverter		
	Quantity		1	1	1
Fan motor	Type		DC motor		
	Quantity		2	2	2
Refrigerant	Type		R410A		
	Factory charging	kg(lbs.)	3.3(7.3)	3.9(8.6)	3.9(8.6)
Pipe connections	Liquid pipe	mm(in.)	Φ9.53(Φ3/8)	Φ9.53(Φ3/8)	Φ9.53(Φ3/8)
	Gas pipe	mm(in.)	Φ15.9(Φ5/8)	Φ15.9(Φ5/8)	Φ19.1(Φ3/4)
Air flow rate		m^3/h	6983	6500	6000
Sound pressure level		dB(A)	57	57	57
Net dimension (W×H×D)		mm	900x1327x400		
		inch	35-7/14x52-1/4x15-3/4		
Packing size (W×H×D)		mm	1030x1456x435		
		inch	40-9/16x57-5/16x17-1/8		
Net weight		kg(lbs.)	92(203)	95(209.4)	102(224.9)
Gross weight		kg(lbs.)	106(234)	106(233.7)	113(249.1)
Operating temperature range		℃(℉)	Cooling -15～43℃ (5~109.4℉) Heating -15～27℃(5~80.6℉)		

Notes:
Capacities are based on the following conditions:
Cooling: Indoor temperature 27℃(80.6℉) DB/19℃(66.2℉) WB; Outdoor temperature 35℃(95℉) DB/24℃(75.2℉) WB.
Heating: Indoor temperature 20℃(68℉) DB/15℃(59℉) WB; Outdoor temperature 7℃(44.6℉) DB/6℃(42.8℉) WB.
Piping length: Interconnecting piping length is 7.5m(24.6ft.), level difference is zero.
Sound values are measured in a semi-anechoic room, at a position of 1m(3.28ft.) in front of the unit and 1m(3.28ft.) above the floor.
In Mini VRF system, if only one indoor unit is connected, the capacity of indoor unit should be not more than outdoor unit's capacity. If more than one indoor unit are connected, the capacity of each indoor unit should be not more than 8kW for refrigerant uniform distribution.

VRF V4 Plus Mini Series - Cooling Only

220~240V, 1N, 50Hz / 208~230V, 1N, 60Hz

Model (220~240V, 1N, 50Hz)			MDVC-V72W/DN1	MDVC-V92W/DN1	MDVC-V110W/DN1
Model (208~230V, 1N, 60Hz)			MDVC-V72W/DVN1	MDVC-V92W/DVN1	MDVC-V110W/DVN1
Cooling[1]	Capacity	kW	7.2	9.2	11
	Power input	kW	1.64	2.06	2.75
	EER		4.39	4.47	4
Connected indoor units	Total capacity		45-130% of outdoor unit capacity		
	Maximum quantity		4	5	6
Compressor	Type		DC Inverter		
	Quantity		1		
Fan motor	Motor Type		DC		
	Quantity		1		
Refrigerant	Type		R410A		
	Factory charging	kg	1.4	1.4	1.4
Pipe connections	Liquid pipe	mm	Φ9.53	Φ9.53	Φ9.53
	Gas pipe	mm	Φ15.9	Φ15.9	Φ15.9
Airflow rate		m^3/h	3400	3400	3400
Sound pressure level[2]		dB(A)	54	54	54
Net dimensions (W×H×D)		mm	973×862×302	973×862×302	973×862×302
Packed dimensions (W×H×D)		mm	1025×910×410	1025×910×410	1025×910×410
Net weight		kg	58	58	58
Gross weight		kg	63	63	63
Operating temperature range		℃	Cooling: -5 to 48		

Notes:
1. Indoor air temperature 27°CDB, 19°CWB; outdoor air temperature 35°CDB; equivalent refrigerant piping length 7.5°Cm with zero level difference.
2. Sound pressure level is measured at a position 1m in front of the unit and 1.3m above the floor in a semi-anechoic chamber.
3. For a system with more than one IDU, to ensure even distribution of refrigerant, the capacity of each indoor unit should not exceed 8kW.

VRF V4 Plus Mini Series - Cooling Only

220~240V, 1N, 50Hz / 208~230V, 1N, 60Hz

Model (220~240V, 1N, 50Hz)			MDVC-V145W/DN1	MDVC-V170W/DN1
Model (208~230V, 1N, 60Hz)			MDVC-V145W/DVN1	MDVC-V170W/DVN1
Cooling[1]	Capacity	kW	14.5	17
	Power input	kW	3.57	3.99
	EER		4.06	4.26
Connected indoor units	Total capacity		45-130% of outdoor unit capacity	
	Maximum quantity		8	9
Compressor	Type		DC Inverter	
	Quantity		1	
Fan motor	Type		DC	
	Quantity		1	
Refrigerant	Type		R410A	
	Factory charging	kg	2.6	2.6
Pipe connections	Liquid pipe	mm	Φ9.53	Φ9.53
	Gas pipe	mm	Φ15.9	Φ15.9
Airflow rate		m^3/h	5100	5100
Sound pressure level[2]		dB(A)	55	55
Net dimensions (W×H×D)		mm	1053×865×523	1053×865×523
Packed dimensions (W×H×D)		mm	1120×890×560	1120×890×560
Net weight		kg	85	85
Gross weight		kg	92	92
Operating temperature range		℃	Cooling: -5 to 48	

Notes:
1. Indoor air temperature 27°CDB, 19°CWB; outdoor air temperature 35°CDB; equivalent refrigerant piping length 7.5°Cm with zero level difference.
2. Sound pressure level is measured at a position 1m in front of the unit and 1.3m above the floor in a semi-anechoic chamber.
3. For a system with more than one IDU, to ensure even distribution of refrigerant, the capacity of each indoor unit should not exceed 8kW.

VRF INDOOR UNITS

1ST & 2ND GENERATION

Wide Application Range

Wide Range of Indoor Units

2nd Gen. IDU 1st Gen. IDU

With 11 types and more than 100 models, Midea VRF indoor units meet varied customer requirements in a wide range of locations including shopping malls, hospitals, office buildings, hotels and airports.

Multiple Appearance Options

2nd Gen. IDU 1st Gen. IDU

For Wall Mounted Units, three interchangeable panels add extra flexibility to a universal body design.

M3 panel

M9 panel

M10 panel

For Four-way Cassette and Compact Four-way Cassette Units, interchangeable 360° airflow and round airflow panels are available.

360° airflow

Round airflow

For Floor Standing Units, the F3B (concealed) unit is designed to be concealed in walls while the F4 (front air intake) and F5 (underside air intake) offer a choice of air intake options.

F3B (concealed)

F4 (front air intake)

F5 (underside air intake)

Comfort And Efficiency

High Efficiency DC Fan Motor

2nd Gen. IDU

The power consumption of DC fan motor is quite less as compared to the corresponding AC type.

Quiet Operation

2nd Gen. IDU 1st Gen. IDU

The low sound operation fan motor and optimized fan blades guarantee the air discharges smoothly and provides a quiet living environment.

Constant Level of Indoor Air Temperature

2nd Gen. IDU

The DC Inverter fan motor adjusts the air flow based on thermal load instantly providing less temperature fluctuation and an improved living environment.

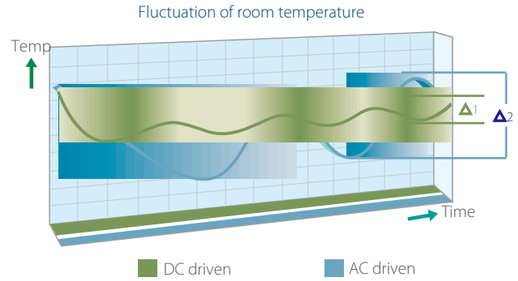

5 Swing Angles for Louver

2nd Gen. IDU

Thanks to the 5 swing angles for indoor unit louver, the air flow direction can be controlled more precisely.

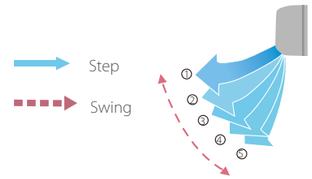

Comfort and Efficiency

Static Pressure 20 Steps Control (Duct Unit)

2nd Gen. IDU

Depending on the installation environment, medium static pressure duct is controlled the static pressure up to 10 steps and high static pressure duct is controlled the static pressure up to 20 steps via wired remote controller, for providing comfortable environment suitable for any environment.

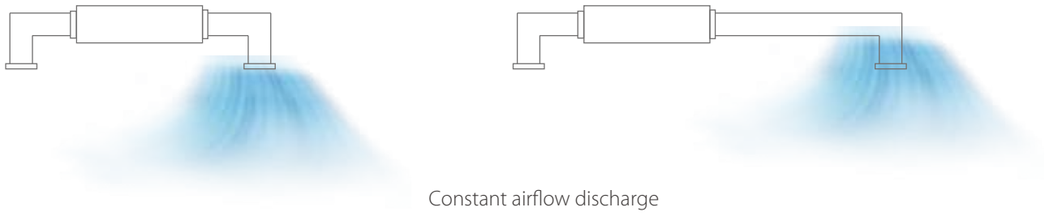

Constant airflow discharge

20 steps static pressure control

7-Speed Fan Control

2nd Gen. IDU

7 indoor fan speeds provide control flexibility to meet the needs of different indoor conditions.

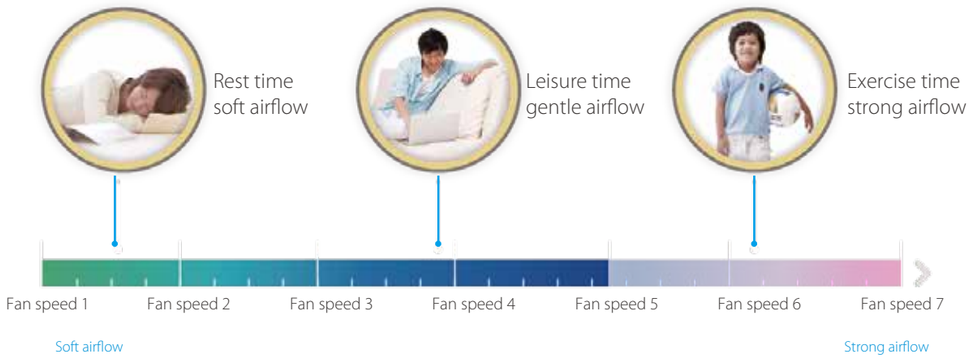

Auto Fan Speed Mode

2nd Gen. IDU

7 fan speeds can be selected automatically according to the temperature difference between setting temperature and return air temperature under auto fan speed mode, which controls the fan speed more intelligent and creates a better indoor environment.

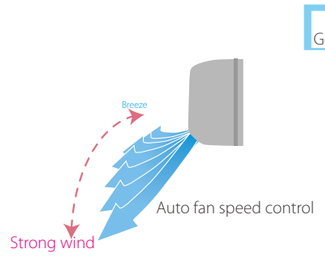

Convenience

High-lift Drain Pump

2nd Gen. IDU 1st Gen. IDU

A drain pump with a 750mm or 500mm pump head is fitted as standard or optional, simplifying installation of the drain piping.

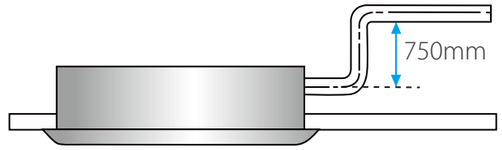

Flexible Installation

2nd Gen. IDU 1st Gen. IDU

For Medium Static Pressure Duct units, to provide the flexibility to adapt to different installation situations, the air inlet may be positioned either on the underside or the rear of the unit.

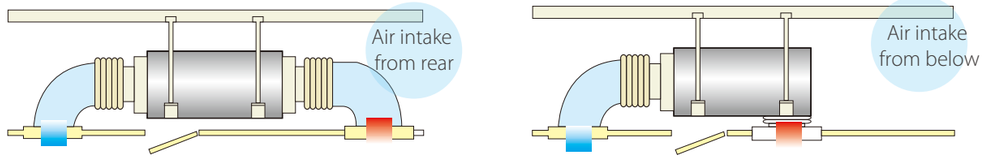

For Wall Mounted Units, the refrigerant pipe direction can be left, right or rear as the installation situation requires. A new fixing plate design speeds installation and provides extra stability.

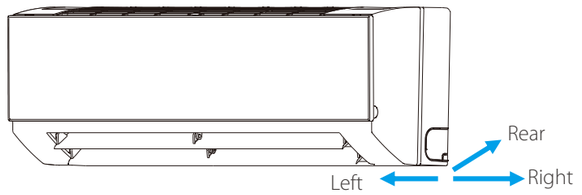

Ceiling / Floor Units can be installed either on the ceiling or the floor, providing flexibility to accommodate a wide range of room designs.

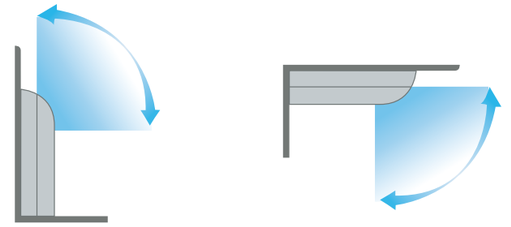

Floor installation

Ceiling installation

One-way Cassette

- Fresh air intake (45~71 models)
- One-way air discharge, ideal for corner locations
- Drain pump with 750mm pump head fitted as standard

Optional wireless remote controller

RM12D(C)

Optional wired controller

WDC-86E/KD

WDC-120G/WK

Model			MI2-18Q1DHN1	MI2-22Q1DHN1	MI2-28Q1DHN1	MI2-36Q1DHN1
Power supply			1-phase, 220-240V, 50/60Hz			
Cooling[1]	Capacity	kW	1.8	2.2	2.8	3.6
		kBtu/h	6.1	7.5	9.6	12.3
	Power input	W	25	25	30	30
Heating[2]	Capacity	kW	2.2	2.6	3.2	4.0
		kBtu/h	7.5	8.9	10.9	13.6
	Power input	W	25	25	30	30
Air flow rate[3]		m^3/h	380/355/330/300/286/263/240		460/440/410/380/355/330/300	
Sound pressure level[4]		dB(A)	30/28/27/26/25/24/22		37/36/35/34/32/31/30	38/37/35/34/32/31/30
Main body	Net dimensions[5] (WxHxD)	mm	1054×153×425			
	Packed dimensions (WxHxD)	mm	1155×245×490			
	Net/Gross weight	kg	11.8/15.3		12.3/15.8	
Panel	Net dimensions (WxHxD)	mm	1180×25×465			
	Packed dimensions (WxHxD)	mm	1232×107×517			
	Net/Gross weight	kg	3.5/5.2			
Pipe connections	Liquid/Gas pipe	mm	Φ6.35/Φ12.7			
	Drain pipe	mm	OD Φ32			

Model			MI2-45Q1DHN1	MI2-56Q1DHN1	MI2-71Q1DHN1
Power supply			1-phase, 220-240V, 50/60Hz		
Cooling[1]	Capacity	kW	4.5	5.6	7.1
		kBtu/h	15.4	19.1	24.2
	Power input	W	40	48	60
Heating[2]	Capacity	kW	5.0	6.3	8.0
		kBtu/h	17.1	21.5	27.3
	Power input	W	40	48	60
Air flow rate[3]		m^3/h	693/662/638/600/556/510/476	792/763/728/688/643/589/549	933/873/815/749/689/637/592
Sound pressure level[4]		dB(A)	39/37/36/35/34/32/31	41/39/38/37/36/35/33	43/41/40/39/37/36/35
Main body	Net dimensions[5] (WxHxD)	mm	1275×189×450		
	Packed dimensions (WxHxD)	mm	1370×295×505		
	Net/Gross weight	kg	16.1/20.4	16.4/20.7	17.6/22.4
Panel	Net dimensions (WxHxD)	mm	1350×25×505		
	Packed dimensions (WxHxD)	mm	1410×95×560		
	Net/Gross weight	kg	4/5.4		
Pipe connections	Liquid/Gas pipe	mm	Φ6.35/Φ12.7	Φ9.53/Φ15.9	
	Drain pipe	mm	OD Φ32		

Notes:
1. Indoor temperature 27°C DB, 19°C WB; outdoor temperature 35°C DB; equivalent refrigerant piping length 7.5m with zero level difference.
2. Indoor temperature 20°C DB; outdoor temperature 7°C DB, 6°C WB; equivalent refrigerant piping length 7.5m with zero level difference.
3. Each model's 7 airflow rate options are listed in order, from highest to lowest.
4. Each model's 7 sound pressure levels are listed in order from highest to lowest and correspond to the model's 7 airflow rate options (see Note 3).
   Sound pressure level is measured 1.4m below the unit in a semi-anechoic chamber.
5. Unit body dimensions given are the largest external dimensions of the unit, including hanger attachments.

Two-way Cassette

- Fresh air intake
- Two-way air discharge, perfect for limited ceiling space applications
- Drain pump with 750mm pump head fitted as standard

Optional wireless remote controller

RM12D(C)

Optional wired controller

WDC-86E/KD

WDC-120G/WK

Model			MI2-22Q2DHN1	MI2-28Q2DHN1	MI2-36Q2DHN1
Power supply			1-phase, 220-240V, 50/60Hz		
Cooling[1]	Capacity	kW	2.2	2.8	3.6
		kBtu/h	7.5	9.6	12.3
	Power input	W	35	40	40
Heating[2]	Capacity	kW	2.6	3.2	4.0
		kBtu/h	8.9	10.9	13.6
	Power input	W	35	40	40
Air flow rate[3]		m^3/h	654/612/571/530/488/449/410	654/612/571/530/488/449/410	725/679/641/591/554/509/458
Sound pressure level[4]		dB(A)	33/31/30/29/27/25/24	33/31/30/29/27/25/24	35/33/32/30/29/27/25
Main body	Net dimensions[5] (WxHxD)	mm	1172×299×591		
	Packed dimensions (WxHxD)	mm	1355×400×675		
	Net/Gross weight	kg	33.5/42.0		
Panel	Net dimensions (WxHxD)	mm	1430×53×680		
	Packed dimensions (WxHxD)	mm	1525×130×765		
	Net/Gross weight	kg	10.5/15		
Pipe connections	Liquid/Gas pipe	mm	Φ6.35/Φ12.7		
	Drain pipe	mm	OD Φ32		

Model			MI2-45Q2DHN1	MI2-56Q2DHN1	MI2-71Q2DHN1
Power supply			1-phase, 220-240V, 50/60Hz		
Cooling[1]	Capacity	kW	4.5	5.6	7.1
		kBtu/h	15.4	19.1	24.2
	Power input	W	50	69	98
Heating[2]	Capacity	kW	5.0	6.3	8.0
		kBtu/h	17.1	21.5	27.3
	Power input	W	50	69	98
Air flow rate[3]		m^3/h	850/792/731/670/631/592/550	980/925/855/800/755/702/670	1200/1115/1068/1000/921/808/770
Sound pressure level[4]		dB(A)	37/36/35/34/32/31/30	39/37/36/35/33/31/30	44/42/41/40/38/36/34
Main body	Net dimensions[5] (WxHxD)	mm	1172×299×591		
	Packed dimensions (WxHxD)	mm	1355×400×675		
	Net/Gross weight	kg	35/43.5		
Panel	Net dimensions (WxHxD)	mm	1430×53×680		
	Packed dimensions (WxHxD)	mm	1525×130×765		
	Net/Gross weight	kg	10.5/15		
Pipe connections	Liquid/Gas pipe	mm	Φ6.35/Φ12.7	Φ9.53/Φ15.9	
	Drain pipe	mm	OD Φ32		

Notes:
1. Indoor temperature 27°C DB, 19°C WB; outdoor temperature 35°C DB; equivalent refrigerant piping length 7.5m with zero level difference.
2. Indoor temperature 20°C DB; outdoor temperature 7°C DB, 6°C WB; equivalent refrigerant piping length 7.5m with zero level difference.
3. Each model's 7 airflow rate options are listed in order, from highest to lowest.
4. Each model's 7 sound pressure levels are listed in order from highest to lowest and correspond to the model's 7 airflow rate options (see Note 3).
   Sound pressure level is measured 1.4m below the unit in a semi-anechoic chamber.
5. Unit body dimensions given are the largest external dimensions of the unit, including hanger attachments.

Compact Four-way Cassette

- 360° airflow allows for even, wide-range cooling and heating
- Drain pump with 500mm pump head fitted as standard

Optional wireless remote controller

RM12D(C)

Optional wired controller

WDC-86E/KD

WDC-120G/WK

Model			MI2-22Q4CDHN1	MI2-28Q4CDHN1
Power supply			1-phase, 220-240V, 50/60Hz	
Cooling[1]	Capacity	kW	2.2	2.8
		kBtu/h	7.5	9.6
	Power input	W	35	35
Heating[2]	Capacity	kW	2.4	3.2
		kBtu/h	8.2	10.9
	Power input	W	35	35
Air flow rate[3]		m^3/h	414/380/345/313/288/268/238	
Sound pressure level[4]		dB(A)	35/34/33/29/26/23/22	
Main body	Net dimensions[5] (WxHxD)	mm	630×260×570	
	Packed dimensions (WxHxD)	mm	700×345×660	
	Net/Gross weight	kg	18/23.8	
Panel	Net dimensions (WxHxD)	mm	647×50×647	
	Packed dimensions (WxHxD)	mm	715×123×715	
	Net/Gross weight	kg	2.5/4.5	
Pipe connections	Liquid/Gas pipe	mm	Φ6.35/Φ12.7	
	Drain pipe	mm	OD Φ25	

Model			MI2-36Q4CDHN1	MI2-45Q4CDHN1
Power supply			1-phase, 220-240V, 50/60Hz	
Cooling[1]	Capacity	kW	3.6	4.5
		kBtu/h	12.3	15.4
	Power input	W	40	50
Heating[2]	Capacity	kW	4.0	5.0
		kBtu/h	13.6	17.1
	Power input	W	40	50
Air flow rate[3]		m^3/h	521/485/450/409/380/350/314	
Sound pressure level[4]		dB(A)	41/38/35/32/30/29/28	
Main body	Net dimensions[5] (WxHxD)	mm	630×260×570	
	Packed dimensions (WxHxD)	mm	700×345×660	
	Net/Gross weight	kg	19.2/25.0	
Panel	Net dimensions (WxHxD)	mm	647×50×647	
	Packed dimensions (WxHxD)	mm	715×123×715	
	Net/Gross weight	kg	2.5/4.5	
Pipe connections	Liquid/Gas pipe	mm	Φ6.35/Φ12.7	
	Drain pipe	mm	OD Φ25	

Notes:
1. Indoor temperature 27°C DB, 19°C WB; outdoor temperature 35°C DB; equivalent refrigerant piping length 7.5m with zero level difference.
2. Indoor temperature 20°C DB; outdoor temperature 7°C DB, 6°C WB; equivalent refrigerant piping length 7.5m with zero level difference.
3. Each model's 7 airflow rate options are listed in order, from highest to lowest.
4. Each model's 7 sound pressure levels are listed in order from highest to lowest and correspond to the model's 7 airflow rate options (see Note 3). Sound pressure level is measured 1.4m below the unit in a semi-anechoic chamber.
5. Unit body dimensions given are the largest external dimensions of the unit, including hanger attachments.

Four-way Cassette

- Fresh air intake
- Round airflow, allows wide-angle, equal distribution of cooling and heating
- Drain pump with 750mm pump head fitted as standard
- Brand-new, elegant panel with four independently controlled louvers

Optional wireless remote controller

RM12D(C)

Optional wired controller

WDC-86E/KD

WDC-120G/WK

Model			MI2-28Q4DHN1	MI2-36Q4DHN1	MI2-45Q4DHN1	MI2-56Q4DHN1	MI2-71Q4DHN1
Power supply			1 phase, 220-240V, 50/60Hz				
Cooling[1]	Capacity	kW	2.8	3.6	4.5	5.6	7.1
		kBtu/h	9.6	12.3	15.4	19.1	24.2
	Power input	W	40	45	50	60	70
Heating[2]	Capacity	kW	3.2	4.0	5.0	6.3	8.0
		kBtu/h	10.9	13.6	17.1	21.5	27.3
	Power input	W	40	45	50	60	70
Air flow rate[3]		m^3/h	801/751/711/658/637/611/542	801/751/711/658/637/611/542	893/866/804/744/714/698/635	893/866/804/744/714/698/635	977/937/864/800/778/738/671
Sound pressure level[4]		dB(A)	32/31/30/28/28/26/23		35/34/31/31/30/28/26		35/35/34/31/30/28/27
Main body	Net dimensions[5] (WxHxD)	mm	840×230×840				
	Packed dimensions (WxHxD)	mm	955×260×955				
	Net/Gross weight	kg	21.3/25.8	21.3/25.8	23.2/27.6	23.2/27.6	23.2/27.6
Panel	Net dimensions (WxHxD)	mm	950×54.5×950				
	Packed dimensions (WxHxD)	mm	1035×90×1035				
	Net/Gross weight	kg	5.5/8.2				
Pipe connections	Liquid/Gas pipe	mm	Φ6.35/Φ12.7	Φ6.35/Φ12.7	Φ6.35/Φ12.7	Φ9.53/Φ15.9	Φ9.53/Φ15.9
	Drain pipe	mm	OD Φ32				

Model			MI2-80Q4DHN1	MI2-90Q4DHN1	MI2-100Q4DHN1	MI2-112Q4DHN1	MI2-140Q4DHN1	MI2-160Q4DHN1
Power supply			1 phase, 220-240V, 50/60Hz					
Cooling[1]	Capacity	kW	8.0	9.0	10.0	11.2	14.0	16.0
		kBtu/h	27.3	30.7	34.1	38.2	47.8	54.5
	Power input	W	96	100	150	160	170	170
Heating[2]	Capacity	kW	9.0	10.0	11.0	12.5	16.0	18.0
		kBtu/h	30.7	34.1	37.5	42.7	54.6	61.3
	Power input	W	96	100	150	160	170	170
Air flow rate[3]		m^3/h	1203/1131/1064/977/912/840/774	1349/1294/1230/1201/1111/1029/970	1700/1600/1440/1250/1200/1150/1100	1700/1600/1440/1250/1200/1150/1100	1800/1650/1500/1300/1250/1200/1150	2100/1950/1800/1750/1600/1450/1350
Sound pressure level[4]		dB(A)	36/35/34/31/31/29/28	37/35/34/31/31/30/28	43/42/40/38/37/35/34	43/42/40/38/37/35/34	45/44/42/41/40/39/37	46/44/42/41/39/38/37
Main body	Net dimensions[5] (WxHxD)	mm	840×230×840	840×300×840				950×300×950
	Packed dimensions (WxHxD)	mm	955×260×955	955×330×955				1050×335×1050
	Net/Gross weight	kg	23.2/27.6	28.4/33.8			30.7/35.8	35.3/41.2
Panel	Net dimensions (WxHxD)	mm	950×54.5×950					1050×55.0×1050
	Packed dimensions (WxHxD)	mm	1035×90×1035					1115×100×1115
	Net/Gross weight	kg	5.5/8.2					7.4/9.7
Pipe connections	Liquid/Gas pipe	mm	Φ9.53/Φ15.9					
	Drain pipe	mm	OD Φ32					

Notes:
1. Indoor temperature 27°C DB, 19°C WB; outdoor temperature 35°C DB; equivalent refrigerant piping length 7.5m with zero level difference.
2. Indoor temperature 20°C DB; outdoor temperature 7°C DB, 6°C WB; equivalent refrigerant piping length 7.5m with zero level difference.
3. Each model's 7 airflow rate options are listed in order, from highest to lowest.
4. Each model's 7 sound pressure levels are listed in order from highest to lowest and correspond to the model's 7 airflow rate options (see Note 3). Sound pressure level is measured 1.4m below the unit in a semi-anechoic chamber.
5. Unit body dimensions given are the largest external dimensions of the unit, including hanger attachments.

Medium Static Pressure Duct

- Fresh air intake
- 6-step static pressure control on 2.2kW to 7.1kW models and 10-step static pressure control on 8kW to 16kW units (requires 2nd generation wired controllers)
- Drain pump with 750mm pump head fitted as standard
- Flexible installation for the air inlet may be positioned either on the underside or the rear of the unit
- Optional air discharge panel (available for 17~71 models)

Optional wireless remote controller

RM12D(C)

Optional wired controller

WDC-86E/KD

WDC-120G/WK

Model			MI2-22T2DHN1	MI2-28T2DHN1	MI2-36T2DHN1
Power supply			1 phase, 220-240V, 50/60Hz		
Cooling[1]	Capacity	kW	2.2	2.8	3.6
		kBtu/h	7.5	9.6	12.3
	Power input	W	40	40	45
Heating[2]	Capacity	kW	2.6	3.2	4.0
		kBtu/h	8.2	10.9	13.6
	Power input	W	40	40	45
Air flow rate[3]		m^3/h	520/480/440/400/360/330/300		580/540/500/460/430/400/370
External static pressure		Pa	10 (0~50)		
Sound pressure level[4]		dB(A)	32/31/29/28/26/25/23		33/32/31/30/28/27/25
Unit	Net dimensions[5] (WxHxD)	mm	780×210×500		
	Packed dimensions (WxHxD)	mm	870×285×525		
	Net/Gross weight	kg	18/21		
Pipe connections	Liquid/Gas pipe	mm	Φ6.35/ Φ12.7		
	Drain pipe	mm	OD Φ25		

Model			MI2-45T2DHN1	MI2-56T2DHN1	MI2-71T2DHN1
Power supply			1 phase, 220-240V, 50/60Hz		
Cooling[1]	Capacity	kW	4.5	5.6	7.1
		kBtu/h	15.4	19.1	24.2
	Power input	W	92	92	98
Heating[2]	Capacity	kW	5.0	6.3	8.0
		kBtu/h	17.1	21.5	27.3
	Power input	W	92	92	98
Air flow rate[3]		m^3/h	800/740/680/620/540/480/400	830/790/750/710/660/620/580	1000/960/900/840/780/720/680
External static pressure		Pa	10 (0~50)		
Sound pressure level[4]		dB(A)	36/34/32/31/29/27/25	36/34/33/32/30/29/28	37/35/33/32/30/29/28
Unit	Net dimensions[5] (WxHxD)	mm	1000×210×500		1220×210×500
	Packed dimensions (WxHxD)	mm	1090x285x525		1335×285×525
	Net/Gross weight	kg	21.5/25		25.7/30.2
Pipe connections	Liquid/Gas pipe	mm	Φ6.35/ Φ12.7	Φ9.53/Φ15.9	
	Drain pipe	mm	OD Φ25		

Model			MI2-80T2DHN1	MI2-90T2DHN1	MI2-112T2DHN1	MI2-140T2DHN1	MI2-160T2DHN1
Power supply			1 phase, 220-240V, 50/60Hz				
Cooling[1]	Capacity	kW	8.0	9.0	11.2	14.0	16.0
		kBtu/h	27.3	30.7	38.2	47.8	54.6
	Power input	W	110	120	200	250	250
Heating[2]	Capacity	kW	9.0	10.0	12.5	15.5	18.0
		kBtu/h	30.7	34.1	42.7	52.9	61.4
	Power input	W	110	120	200	250	250
Air flow rate[3]		m^3/h	1260/1180/1100/1020/940/860/780		1500/1430/1360/1290/ 1210/1140/1080	1960/1860/1760/1660/ 1560/1460/1360	2300/2100/2000/1900/ 1750/1600/1450
External static pressure		Pa	20 (10~100)			40 (30~150)	
Sound pressure level[4]		dB(A)	37/35/34/33/31/29/28		39/38/38/37/35/34/33	41/39/38/37/36/35/33	42/41/39/38/37/35/34
Unit	Net dimensions[5] (WxHxD)	mm	1230×270×775			1290×300×865	1490×300×865
	Packed dimensions (WxHxD)	mm	1355×355×795			1400×375×925	1605×345×955
	Net/Gross weight	kg	36.5/44.5	37/45		46.5/55.5	54/63
Pipe connections	Liquid/Gas pipe	mm	Φ9.53/Φ15.9				
	Drain pipe	mm	OD Φ25				

Notes:
1. Indoor temperature 27°C DB, 19°C WB; outdoor temperature 35°C DB; equivalent refrigerant piping length 7.5m with zero level difference.
2. Indoor temperature 20°C DB; outdoor temperature 7°C DB, 6°C WB; equivalent refrigerant piping length 7.5m with zero level difference.
3. Each model's 7 airflow rate options are listed in order, from highest to lowest.
4. Each model's 7 sound pressure levels are listed in order from highest to lowest and correspond to the model's 7 airflow rate options (see Note 3).
   Sound pressure level is measured 1.4m below the unit in a semi-anechoic chamber.
5. Unit body dimensions given are the largest external dimensions of the unit, including hanger attachments.

All specifications are measured at standard external static pressure.

Medium-High Static Pressure Duct

- Fresh air intake
- 6-step static pressure control on 2.2kW to 3.6kW models and 10-step static pressure control on 4.5kW to 16kW units (requires 2nd generation wired controllers)
- External static pressure from 30Pa to 150Pa which is flexible for short or long duct installation
- Drain pump with 750mm pump head fitted as standard
- Flexible installation for the air inlet may be positioned either on the underside or the rear of the unit

Optional wireless remote controller

RM12D(C)

Optional wired controller

WDC-86E/KD

WDC-120G/WK

Model			MI2-22T2DHN1(A)	MI2-28T2DHN1(A)	MI2-36T2DHN1(A)
Power supply			1 phase, 220-240V, 50/60Hz		
Cooling[1]	Capacity	kW	2.2	2.8	3.6
		kBtu/h	7.5	9.6	12.3
	Power input	W	45	45	45
Heating[2]	Capacity	kW	2.6	3.2	4.0
		kBtu/h	8.2	10.9	13.6
	Power input	W	45	45	45
Air flow rate[3]		m^3/h	580/540/500/460/430/400/370		
External static pressure		Pa	10 (10~80)		
Sound pressure level[4]		dB(A)	33/32/31/30/28/27/25		
Unit	Net dimensions[5] (WxHxD)	mm	780x210x500		
	Packed dimensions (WxHxD)	mm	870x285x525		
	Net/Gross weight	kg	18/21		
Pipe connections	Liquid/Gas pipe	mm	Φ6.35/Φ12.7		
	Drain pipe	mm	OD Φ25		

Model			MI2-45T2DHN1(A)	MI2-56T2DHN1(A)	MI2-71T2DHN1(A)	MI2-90T2DHN1(A)
Power supply			1 phase, 220-240V, 50/60Hz			
Cooling[1]	Capacity	kW	4.5	5.6	7.1	9.0
		kBtu/h	15.4	19.1	24.2	30.7
	Power input	W	97	97	103	150
Heating[2]	Capacity	kW	5.0	6.3	8.0	10.0
		kBtu/h	17.1	21.5	27.3	34.1
	Power input	W	97	97	103	150
Air flow rate[3]		m^3/h	910/850/790/730/670/610/550	1000/945/885/825/765/705/635	1270/1200/1130/1060/990/920/850	1710/1600/1490/1380/1270/1160/1060
External static pressure		Pa	40 (30~150)			
Sound pressure level[4]		dB(A)	38/36/35/34/32/30/28	39/38/37/35/33/31/29	38/36/34/32/31/29/28	41/40/38/37/35/33/32
Unit	Net dimensions[5] (WxHxD)	mm	1010x270x635		1230x270x775	
	Packed dimensions (WxHxD)	mm	1145x355x705		1355x350x795	
	Net/Gross weight	kg	29/34		36.5/44.5	37/45
Pipe connections	Liquid/Gas pipe	mm	Φ6.35/ Φ12.7	Φ9.53/Φ15.9		
	Drain pipe	mm	OD Φ25			

Model			MI2-112T2DHN1(A)	MI2-140T2DHN1(A)	MI2-160T2DHN1(A)
Power supply			1 phase, 220-240V, 50/60Hz		
Cooling[1]	Capacity	kW	11.2	14.0	16.0
		kBtu/h	38.2	47.8	54.6
	Power input	W	205	260	250
Heating[2]	Capacity	kW	12.5	15.5	18.0
		kBtu/h	42.7	52.9	61.4
	Power input	W	205	260	250
Air flow rate[3]		m^3/h	1870/1760/1660/1560/1460/1365/1275	2320/2210/2110/2010/1900/1800/1700	2300/2100/2000/1900/1750/1600/1450
External static pressure		Pa	40 (30~150)		
Sound pressure level[4]		dB(A)	40/38/37/36/35/34/33	43/42/41/40/39/38/37	42/41/39/38/37/35/34
Unit	Net dimensions[5] (WxHxD)	mm	1290x300x865		1490×300×865
	Packed dimensions (WxHxD)	mm	1400x375x925		1605×345×955
	Net/Gross weight	kg	46.5/55.5		54/63
Pipe connections	Liquid/Gas pipe	mm	Φ9.53/Φ15.9		
	Drain pipe	mm	OD Φ25		

High Static Pressure Duct

- External static pressure up to 400Pa facilitates extensive duct and grille network
- 20-step static pressure control on all models (requires 2nd generation wired controllers)
- A double-skin drainage pan provides double protection for ceilings (models 71 to 160)
- Water pump box is available as a customization option

Optional wireless remote controller

RM12D(C)

Optional wired controller

WDC-86E/KD

WDC-120G/WK

Model			MI2-71T1DHN1	MI2-80T1DHN1	MI2-90T1DHN1	MI2-112T1DHN1
Power supply			1-phase, 220-240V, 50/60Hz			
Cooling[1]	Capacity	kW	7.1	8.0	9.0	11.2
		kBtu/h	24.2	27.3	30.7	38.2
	Power input	W	180	180	220	380
Heating[2]	Capacity	kW	8.0	9.0	10.0	12.5
		kBtu/h	27.3	30.7	34.1	42.7
	Power input	W	180	180	220	380
Air flow rate[3]		m^3/h	1360/1327/1293/1260 /1227/1193/1160		1420/1373/1327/1280 /1233/1187/1140	1870/1783/1697/1610 /1523/1437/1350
External static pressure		Pa	100 (30~ 200)			
Sound pressure level[4]		dB(A)	42/41/40/40/39/39/38		45/44/43/42/41/40/39	48/47/46/45/43/42/41
unit	Net dimensions[5](WxHxD)	mm	965×423×690			
	Packed dimensions(WxHxD)	mm	1090×440×768			
	Net/Gross weight	kg	41/47		48/55	48/55
Pipe connections	Liquid/Gas pipe	mm	Φ9.53/Φ15.9			
	Drain pipe	mm	OD Φ25			

Model			MI2-140T1DHN1	MI2-160T1DHN1	MI2-200T1DHN1	MI2-250T1DHN1
Power supply			1-phase, 220-240V, 50/60Hz			
Cooling[1]	Capacity	kW	14.0	16.0	20.0	25.0
		kBtu/h	47.8	54.6	68.2	85.3
	Power input	W	420	700	990	1200
Heating[2]	Capacity	kW	16.0	17.0	22.5	26.0
		kBtu/h	54.6	58.0	76.8	88.7
	Power input	W	420	700	990	1200
Air flow rate[3]		m^3/h	2240/2133/2027/1920 /1813/1707/1600	2660/2530/2400/2270 /2140/2010/1880	4330/4230/4130/4030 /3930/3830/3730	
External static pressure		Pa	100 (30~ 200)		170(20~250)	
Sound pressure level[4]		dB(A)	45/44/43/42/41/40/40	46/45/44/43/42/41/40	51/50/50/49/49/48/47	
unit	Net dimensions[5](WxHxD)	mm	1322×423×691		1454×515×931	
	Packed dimensions(WxHxD)	mm	1436×450×768		1509×550×990	
	Net/Gross weight	kg	68/76		130/142	
Pipe connections	Liquid/Gas pipe	mm	Φ9.53/Φ15.9		Φ12.7/Φ22.2	
	Drain pipe	mm	OD Φ25		OD Φ32	

Model			MI2-280T1DHN1	MI2-400T1DHN1	MI2-450T1DHN1	MI2-560T1DHN1
Power supply			1-phase, 220-240V, 50/60Hz			
Cooling[1]	Capacity	kW	28.0	40.0	45.0	56.0
		kBtu/h	95.0	136.5	153.6	191.1
	Power input	W	1200	1800	1800	2272
Heating[2]	Capacity	kW	31.5	45.0	56.0	63.0
		kBtu/h	107.5	153.6	191.1	215.0
	Power input	W	1200	1800	1800	2272
Air flow rate[3]		m^3/h	4330/4230/4130/4030 /3930/3830/3730	6500/6150/5800/5450 /5100/4750/4400		7400/7000/6600/6200 /5800/5400/5000
External static pressure		Pa	170(20~250)	300(100~400)		300(100~400)
Sound pressure level[4]		dB(A)	51/50/49/49/48/48/47	60/59/58/57/55/54/52		59/58/57/56/55/53/51
unit	Net dimensions[5](WxHxD)	mm	1454×515×931	2010×680×905		2010×680×905
	Packed dimensions(WxHxD)	mm	1509×550×990	2095×800×964		2095×800×964
	Net/Gross weight	kg	130/142	220/245		218/248
Pipe connections	Liquid/Gas pipe	mm	Φ12.7/Φ22.2	Φ15.9/Φ28.6		Φ15.9/Φ28.6
	Drain pipe	mm	OD Φ32			

Notes:
1. Indoor temperature 27°C DB, 19°C WB; outdoor temperature 35°C DB; equivalent refrigerant piping length 7.5m with zero level difference.
2. Indoor temperature 20°C DB; outdoor temperature 7°C DB, 6°C WB; equivalent refrigerant piping length 7.5m with zero level difference.
3. Each model's 7 airflow rate options are listed in order, from highest to lowest.
4. Each model's 7 sound pressure levels are listed in order from highest to lowest and correspond to the model's 7 airflow rate options (see Note 3).
   Sound pressure level is measured 1.4m below the unit in a semi-anechoic chamber.
5. Unit body dimensions given are the largest external dimensions of the unit, including hanger attachments.
All specifications are measured at standard external static pressure.

Fresh Air Processing Unit

- 100% fresh air processing unit, both fresh air filtration and heating/cooling can be achieved in a single system
- External static pressure up to 400Pa facilitates extensive duct and grille network
- 20-step static pressure control on all models (requires latest generation wired controllers)
- Water pump box is available as a customization option

Optional wireless remote controller

RM12D(C)

Optional wired controller

WDC-86E/KD

WDC-120G/WK

Model			MI2-125FADHN1	MI2-140FADHN1	MI2-200FADHN1
Power supply			1-phase, 220-240V, 50/60Hz		
Cooling[1]	Capacity	kW	12.5	14.0	20.0
		kBtu/h	42.6	47.8	68.2
	Power input	W	480	480	850
Heating[2]	Capacity	kW	10.5	12.0	12.8
		kBtu/h	36.0	41.0	43.7
	Power input	W	480	480	850
Air flow rate[3]		m^3/h	2000/1917/1833/1750/1667/1583/1500		3000/2833/2667/2500/2333/2167/2000
External static pressure		Pa	150(100~250)		200(100~400)
Sound pressure level[4]		dB(A)	48/47/46/45/44/43/42		50/49/48/47/46/44/43
unit	Net dimensions[5] (WxHxD)	mm	1322×423×691		1454×515×931
	Packed dimensions (WxHxD)	mm	1436×450×768		1509×550×990
	Net/Gross weight	kg	68/76		130/142
Pipe connections	Liquid/Gas pipe	mm	Φ9.53/Φ15.9		Φ12.7/Φ22.2
	Drain pipe	mm	OD Φ25		OD Φ32

Model			MI2-250FADHN1	MI2-280FADHN1	MI2-450FADHN1	MI2-560FADHN1
Power supply			1-phase, 220-240V, 50/60Hz			
Cooling[1]	Capacity	kW	25.0	28.0	45.0	56.0
		kBtu/h	85.3	95.5	153.6	191.1
	Power input	W	850	850	1080	2272
Heating[2]	Capacity	kW	16.0	18.0	28.0	39.0
		kBtu/h	54.6	61.4	95.6	133.1
	Power input	W	850	850	1080	2272
Air flow rate[3]		m^3/h	3000/2833/2667/2500 /2333/2167/2000		4200/3967/3733/3500 /3267/3033/2800	6000/5665/5330/5000 /4665/4330/4000
External static pressure		Pa	200(100~400)		300(100~ 400)	300(100~ 400)
Sound pressure level[4]		dB(A)	50/49/48/47/46/44/43		58/56/55/53/51/49/48	59/57/56/55/53/51/50
unit	Net dimensions[5] (WxHxD)	mm	1454×515×931		2010×680×905	2010×680×905
	Packed dimensions (WxHxD)	mm	1509×550×990		2095×800×964	2095×800×964
	Net/Gross weight	kg	130/142		195/215	218/248
Pipe connections	Liquid/Gas pipe	mm	Φ12.7/Φ22.2		Φ15.9/Φ28.6	Φ15.9/Φ28.6
	Drain pipe	mm	OD Φ32			

Notes:
1. Outdoor temperature 33°C DB, 28°C WB;equivalent refrigerant piping length 7.5m with zero level difference.
2. Outdoor temperature 0°C DB, -2.9°C WB;equivalent refrigerant piping length 7.5m with zero level difference.
3. Each model's 7 airflow rate options are listed in order, from highest to lowest.
4. Each model's 7 sound pressure levels are listed in order from highest to lowest and correspond to the model's 7 airflow rate options (see Note 3).
   Sound pressure level is measured 1.4m below the unit in a semi-anechoic chamber.
5. Unit body dimensions given are the largest external dimensions of the unit, including hanger attachments.
All specifications are measured at standard external static pressure.
The Fresh Air Processing Unit can be used either independently or in conjunction with other types of indoor unit. If used independently, the total capacity of the Fresh Air Processing Units must be between 50% and 100% of that of the outdoor units. If used in conjunction with other types of indoor unit, the total capacity of the indoor units and Fresh Air Processing Units must be between 50% and 100% of that of the outdoor units and the total capacity of the Fresh Air Processing Units must not exceed 30% of that of the outdoor units.

Wall Mounted Unit

- Three interchangeable panels allow units to blend easily with any interior decoration, perfect for rooms with no false ceilings or free floor space
- Refrigerant pipe direction can be left, right or rear as the installation situation requires

Optional wireless remote controller

RM12D(C)

Optional wired controller

WDC-86E/KD

WDC-120G/WK

Model			MI2-22GDHN1	MI2-28GDHN1
Power supply			1 phase, 220-240V, 50/60Hz	
Cooling[1]	Capacity	kW	2.2	2.8
		kBtu/h	7.5	9.6
	Power input	W	28	28
Heating[2]	Capacity	kW	2.4	3.2
		kBtu/h	8.2	10.9
	Power input	W	28	28
Air flow rate[3]		m^3/h	422/411/402/393/380/368/356	417/402/386/370/353/338/316
Sound pressure level[4]		dB(A)	31/30/30/30/29/29/29	31/30/30/30/29/29/29
Unit	Net dimensions[5] (WxHxD)	mm	835×280×203	
	Packed dimensions (WxHxD)	mm	935×385×320	
	Net/Gross weight	kg	8.4/12.1	9.5/13.1
Pipe connections	Liquid/Gas pipe	mm	Φ6.35/Φ12.7	
	Drain pipe	mm	OD Φ16	

Model			MI2-36GDHN1	MI2-45GDHN1	MI2-56GDHN1
Power supply			1 phase, 220-240V, 50/60Hz		
Cooling[1]	Capacity	kW	3.6	4.5	5.6
		kBtu/h	12.3	15.4	19.1
	Power input	W	30	40	45
Heating[2]	Capacity	kW	4.0	5.0	6.3
		kBtu/h	13.6	17.1	21.5
	Power input	W	30	40	45
Air flow rate[3]		m^3/h	656/628/591/573/544/515/488	594/563/535/507/478/450/424	747/713/685/648/613/578/547
Sound pressure level[4]		dB(A)	33/32/32/31/31/30/30	35/34/33/33/32/31/31	38/37/36/36/35/34/34
Unit	Net dimensions[5] (WxHxD)	mm	990×315×223		
	Packed dimensions (WxHxD)	mm	1085×420×335		
	Net/Gross weight	kg	11.4/15.5	12.8/16.9	
Pipe connections	Liquid/Gas pipe	mm	Φ6.35/Φ12.7		Φ9.53/Φ15.9
	Drain pipe	mm	OD Φ16		

Model			MI2-71GDHN1	MI2-80GDHN1	MI2-90GDHN1
Power supply			1 phase, 220-240V, 50/60Hz		
Cooling[1]	Capacity	kW	7.1	8.0	9.0
		kBtu/h	24.2	27.3	30.7
	Power input	W	55	55	82
Heating[2]	Capacity	kW	8.0	9.0	10.0
		kBtu/h	27.3	30.7	34.1
	Power input	W	55	55	82
Air flow rate[3]		m^3/h	1195/1130/1065/1005/940/875/809	1195/1130/1065/1005/940/875/809	1421/1300/1125/1067/1005/934/867
Sound pressure level[4]		dB(A)	44/43/42/39/38/37/36	44/43/42/39/38/37/36	48/46/45/43/41/40/38
Unit	Net dimensions[5] (WxHxD)	mm	1194×343×262		
	Packed dimensions (WxHxD)	mm	1290×375×460		
	Net/Gross weight	kg	17.0/22.4		
Pipe connections	Liquid/Gas pipe	mm	Φ9.53/Φ15.9		
	Drain pipe	mm	OD Φ16		

Notes:
1. Indoor temperature 27°C DB, 19°C WB; outdoor temperature 35°C DB; equivalent refrigerant piping length 7.5m with zero level difference.
2. Indoor temperature 20°C DB; outdoor temperature 7°C DB, 6°C WB; equivalent refrigerant piping length 7.5m with zero level difference.
3. Each model's 7 airflow rate options are listed in order, from highest to lowest.
4. Each model's 7 sound pressure levels are listed in order from highest to lowest and correspond to the model's 7 airflow rate options (see Note 3).
   Sound pressure level is measured 1m in front and 1m below the unit in a semi-anechoic chamber.
5. Unit body dimensions given are the largest external dimensions of the unit, including hanger attachments.

Ceiling / Floor

- Can be installed either on the ceiling or floor

Optional wireless remote controller

RM12D(C)

Optional wired controller

WDC-86E/KD

WDC-120G/WK

Model			MI2-36DLDHN1	MI2-45DLDHN1	MI2-56DLDHN1	MI2-71DLDHN1
Power supply			1 phase, 220-240V, 50/60Hz			
Cooling[1]	Capacity	kW	3.6	4.5	5.6	7.1
		kBtu/h	12.3	15.4	19.1	24.2
	Power input	W	49	115	115	115
Heating[2]	Capacity	kW	4.0	5.0	6.3	8.0
		kBtu/h	13.6	17.1	21.5	27.3
	Power input	W	49	115	115	115
Air flow rate[3]		m^3/h	550/525/500/480/460/440/420	800/750/700/650/600/550/500		
Sound pressure level[4]		dB(A)	36/35/34/33/32/31/30	43/42/41/41/39/38/38		
Unit	Net dimensions[5] (WxHxD)	mm	990×660×203			
	Packed dimensions (WxHxD)	mm	1089×744×296			
	Net/Gross weight	kg	27/33	28/34		
Pipe connections	Liquid/Gas pipe	mm	Φ6.35/Φ12.7		Φ9.53/Φ15.9	
	Drain pipe	mm	OD Φ16			

Model			MI2-80DLDHN1	MI2-90DLDHN1	MI2-112DLDHN1	MI2-140DLDHN1	MI2-160DLDHN1
Power supply			1 phase, 220-240V, 50/60Hz				
Cooling[1]	Capacity	kW	8.0	9.0	11.2	14.0	16.0
		kBtu/h	27.2	30.7	38.2	47.8	54.6
	Power input	W	130	130	180	180	288
Heating[2]	Capacity	kW	9.0	10.0	12.5	15.0	18.0
		kBtu/h	30.7	34.1	42.7	51.2	61.4
	Power input	W	130	130	180	180	288
Air flow rate[3]		m^3/h	1280/1245/1210/1170/1130/1085/1050		1890/1830/1765/1700/1660/1620/1580		2300/2240/2180/2100/2005/1950/1800
Sound pressure level[4]		dB(A)	45/44/43/43/42/41/40		47/46/45/45/44/43/42		50/49/48/47/46/45/44
Unit	Net dimensions[5] (WxHxD)	mm	1280×660×203		1670×680×244		
	Packed dimensions (WxHxD)	mm	1379×744×296		1915×760×330		
	Net/Gross weight	kg	35/41		48/58		
Pipe connections	Liquid/Gas pipe	mm	Φ9.53/Φ15.9				
	Drain pipe	mm	OD Φ16				

Notes:
1. Indoor temperature 27°C DB, 19°C WB; outdoor temperature 35°C DB; equivalent refrigerant piping length 7.5m with zero level difference.
2. Indoor temperature 20°C DB; outdoor temperature 7°C DB, 6°C WB; equivalent refrigerant piping length 7.5m with zero level difference.
3. Each model's 7 airflow rate options are listed in order, from highest to lowest.
4. Each model's 7 sound pressure levels are listed in order from highest to lowest and correspond to the model's 7 airflow rate options (see Note 3).
   Floor standing: Sound pressure level is measured 1m in front and 1m above the floor in a semi-anechoic chamber.
   Ceiling mounted: Sound pressure level is measured 1m in front and 1m below the unit in a semi-anechoic chamber.
5. Unit body dimensions given are the largest external dimensions of the unit, including hanger attachments.

Floor Standing Unit (Concealed)

- Designed to be concealed in walls with only the suction and discharge grills visible

Optional wireless remote controller

RM12D(C)

Optional wired controller

WDC-86E/KD

WDC-120G/WK

Model			MI2-22F3DHN1	MI2-28F3DHN1
Power supply			1 phase, 220-240V, 50/60Hz	
Cooling[1]	Capacity	kW	2.2	2.8
		kBtu/h	7.5	9.6
	Power input	W	40	45
Heating[2]	Capacity	kW	2.4	3.2
		kBtu/h	8.2	10.9
	Power input	W	40	45
Air flow rate[3]		m^3/h	530/504/478/456/439/418/400	569/540/515/485/462/443/421
Sound pressure level[4]		dB(A)	36/35/34/33/31/30/29	36/35/34/33/31/30/29
Unit	Net dimensions[5] (WxHxD)	mm	840×545×212	
	Packed dimensions (WxHxD)	mm	939×639×305	
	Net/Gross weight	kg	21.4/25.6	
Pipe connections	Liquid/Gas pipe	mm	Φ6.35/Φ12.7	
	Drain pipe	mm	Φ16	

Model			MI2-36F3DHN1	MI2-45F3DHN1
Power supply			1 phase, 220-240V, 50/60Hz	
Cooling[1]	Capacity	kW	3.6	4.5
		kBtu/h	12.3	15.4
	Power input	W	55	60
Heating[2]	Capacity	kW	4.0	5.0
		kBtu/h	13.6	17.1
	Power input	W	55	60
Air flow rate[3]		m^3/h	624/591/557/522/473/420/375	660/625/583/542/501/475/440
Sound pressure level[4]		dB(A)	37/36/35/34/32/31/30	37/36/35/34/32/31/30
Unit	Net dimensions[5] (WxHxD)	mm	1040×545×212	
	Packed dimensions (WxHxD)	mm	1139×639×305	
	Net/Gross weight	kg	26.1/30.6	
Pipe connections	Liquid/Gas pipe	mm	Φ6.35/Φ12.7	
	Drain pipe	mm	Φ16	

Model			MI2-56F3DHN1	MI2-71F3DHN1	MI2-80F3DHN1
Power supply			1 phase, 220-240V, 50/60Hz		
Cooling[1]	Capacity	kW	5.6	7.1	8.0
		kBtu/h	19.1	24.2	27.3
	Power input	W	88	110	130
Heating[2]	Capacity	kW	6.3	8.0	9.0
		kBtu/h	21.5	27.3	30.7
	Power input	W	88	110	130
Air flow rate[3]		m^3/h	1150/1094/1028/970/925/886/830	1380/1290/1205/1100/1033/955/870	1380/1290/1205/1100/1033/955/870
Sound pressure level[4]		dB(A)	41/39/37/35/33/32/31	44/42/40/39/37/35/33	44/42/40/39/37/35/33
Unit	Net dimensions[5] (WxHxD)	mm	1340×545×212		
	Packed dimensions (WxHxD)	mm	1425×639×345		
	Net/Gross weight	kg	31/39		32.7/40.7
Pipe connections	Liquid/Gas pipe	mm	Φ9.53/Φ15.9		
	Drain pipe	mm	Φ16		

Notes:
1. Indoor temperature 27°C DB, 19°C WB; outdoor temperature 35°C DB; equivalent refrigerant piping length 7.5m with zero level difference.
2. Indoor temperature 20°C DB; outdoor temperature 7°C DB, 6°C WB; equivalent refrigerant piping length 7.5m with zero level difference.
3. Each model's 7 airflow rate options are listed in order, from highest to lowest.
4. Each model's 7 sound pressure levels are listed in order from highest to lowest and correspond to the model's 7 airflow rate options (see Note 3).
   Sound pressure level is measured 1m in front and 1m above the floor in a semi-anechoic chamber.
5. Unit body dimensions given are the largest external dimensions of the unit, including hanger attachments.

All specifications are measured at 10Pa external static pressure.

Floor Standing Unit (Exposed)

- The F4 (front air intake) and F5 (underside air intake) offer a choice of air intake options

Optional wireless remote controller

RM12D(C)

Optional wired controller

WDC-86E/KD

WDC-120G/WK

F4 (front air intake)

F5 (underside air intake)

Model			MI2-22F4DHN1 MI2-22F5DHN1	MI2-28F4DHN1 MI2-28F5DHN1
Power supply			1 phase, 220-240V, 50/60Hz	
Cooling[1]	Capacity	kW	2.2	2.8
		kBtu/h	7.5	9.6
	Power input	W	40	45
Heating[2]	Capacity	kW	2.4	3.2
		kBtu/h	8.2	10.9
	Power input	W	40	45
Air flow rate[3]		m^3/h	530/504/478/456/439/418/400	569/540/515/485/462/443/421
Sound pressure level[4]		dB(A)	36/35/34/33/31/30/29	36/35/34/33/31/30/29
Unit	Net dimensions[5] (WxHxD)	mm (F4)	1000×596×225	
		mm (F5)	1000×677×220	
	Packed dimensions (WxHxD)	mm (F4)	1089×683×312	
		mm (F5)	1182×683×312	
	Net/Gross weight	kg (F4)	28.2/32.8	
		kg (F5)	28.2/35.8	
Pipe connections	Liquid/Gas pipe	mm	Φ6.35/Φ12.7	
	Drain pipe	mm	Φ16	

Model			MI2-36F4DHN1 MI2-36F5DHN1	MI2-45F4DHN1 MI2-45F5DHN1
Power supply			1 phase, 220-240V, 50/60Hz	
Cooling[1]	Capacity	kW	3.6	4.5
		kBtu/h	12.3	15.4
	Power input	W	55	60
Heating[2]	Capacity	kW	4.0	5.0
		kBtu/h	13.6	17.1
	Power input	W	55	60
Air flow rate[3]		m^3/h	624/591/557/522/473/420/375	660/625/583/542/501/475/440
Sound pressure level[4]		dB(A)	37/36/35/34/32/31/30	37/36/35/34/32/31/30
Unit	Net dimensions[5] (WxHxD)	mm (F4)	1200×596×225	
		mm (F5)	1200×677×220	
	Packed dimensions (WxHxD)	mm (F4)	1289×683×312	
		mm (F5)	1382×683×312	
	Net/Gross weight	kg (F4)	33.1/38.2	
		kg (F5)	33.5/41.8	
Pipe connections	Liquid/Gas pipe	mm	Φ6.35/Φ12.7	
	Drain pipe	mm	Φ16	

Model			MI2-56F4DHN1 MI2-56F5DHN1	MI2-71F4DHN1 MI2-71F5DHN1	MI2-80F4DHN1 MI2-80F5DHN1
Power supply			1 phase, 220-240V, 50/60Hz		
Cooling[1]	Capacity	kW	5.6	7.1	8.0
		kBtu/h	19.1	24.2	27.3
	Power input	W	88	110	130
Heating[2]	Capacity	kW	6.3	8.0	9.0
		kBtu/h	21.5	27.3	30.7
	Power input	W	88	110	130
Air flow rate[3]		m^3/h	1150/1094/1028/970/925/886/830	1380/1290/1205/1100/1033/955/870	1380/1290/1205/1100/1033/955/870
Sound pressure level[4]		dB(A)	41/39/37/35/33/32/31	44/42/40/39/37/35/33	44/42/40/39/37/35/33
Unit	Net dimensions[5] (WxHxD)	mm (F4)	1500×596×225		
		mm (F5)	1500×677×220		
	Packed dimensions (WxHxD)	mm (F4)	1589×683×312		
		mm (F5)	1682×683×312		
	Net/Gross weight	kg (F4)	38.4/44.6		40.4/46.2
		kg (F5)	39/47.7		40.7/49.4
Pipe connections	Liquid/Gas pipe	mm	Φ9.53/Φ15.9		
	Drain pipe	mm	Φ16		

Notes:
1. Indoor temperature 27°C DB, 19°C WB; outdoor temperature 35°C DB; equivalent refrigerant piping length 7.5m with zero level difference.
2. Indoor temperature 20°C DB; outdoor temperature 7°C DB, 6°C WB; equivalent refrigerant piping length 7.5m with zero level difference.
3. Each model's 7 airflow rate options are listed in order, from highest to lowest.
4. Each model's 7 sound pressure levels are listed in order from highest to lowest and correspond to the model's 7 airflow rate options (see Note 3).
   Sound pressure level is measured 1m in front and 1m above the floor in a semi-anechoic chamber.
5. Unit body dimensions given are the largest external dimensions of the unit, including hanger attachments.

2nd Gen. IDU

2nd Gen. IDU

Console

- Combination of four air inlets and two air outlets ensures that cooling and heating are distributed in all directions.

Optional wireless remote controller

RM12D(C)

Optional wired controller

WDC-86E/KD

WDC-120G/WK

Model			MI2-22ZDHN1	MI2-28ZDHN1
Power supply			1 phase, 220-240V, 50/60Hz	
Cooling[1]	Capacity	kW	2.2	2.8
		kBtu/h	7.5	9.6
	Power input	W	20	25
Heating[2]	Capacity	kW	2.6	3.2
		kBtu/h	8.9	10.9
	Power input	W	20	25
Air flow rate[3]		m^3/h	430/401/374/345/302/268/229	510/482/456/430/355/286/229
Sound pressure level[4]		dB(A)	38/36/34/32/28/27/26	39/37/35/33/31/29/27
Unit	Net dimensions[5] (WxHxD)	mm	700×600×210	
	Packed dimensions (WxHxD)	mm	810×710×305	
	Net/Gross weight	kg	14/19	15/20
Pipe connections	Liquid/Gas pipe	mm	Φ6.35/Φ12.7	
	Drain pipe	mm	OD Φ16	

Model			MI2-36ZDHN1	MI2-45ZDHN1
Power supply			1 phase, 220-240V, 50/60Hz	
Cooling[1]	Capacity	kW	3.6	4.5
		kBtu/h	12.3	15.4
	Power input	W	25	35
Heating[2]	Capacity	kW	4.0	5.0
		kBtu/h	13.4	17.1
	Power input	W	25	35
Air flow rate[3]		m^3/h	510/482/456/430/355/286/229	660/614/561/512/478/436/400
Sound pressure level[4]		dB(A)	39/37/35/33/31/29/27	42/41/40/39/37/36/36
Unit	Net dimensions[5] (WxHxD)	mm	700×600×210	
	Packed dimensions (WxHxD)	mm	810×710×305	
	Net/Gross weight	kg	15/20	
Pipe connections	Liquid/Gas pipe	mm	Φ6.35/Φ12.7	
	Drain pipe	mm	OD Φ16	

Notes:
1. Indoor temperature 27°C DB, 19°C WB; outdoor temperature 35°C DB; equivalent refrigerant piping length 7.5m with zero level difference.
2. Indoor temperature 20°C DB; outdoor temperature 7°C DB, 6°C WB; equivalent refrigerant piping length 7.5m with zero level difference.
3. Each model's 7 airflow rate options are listed in order, from highest to lowest.
4. Each model's 7 sound pressure levels are listed in order from highest to lowest and correspond to the model's 7 airflow rate options (see Note 3).
   Sound pressure level is measured 1m in front and 1m above the floor in a semi-anechoic chamber.
5. Unit body dimensions given are the largest external dimensions of the unit, including hanger attachments.

One-way Cassette

- Fresh air intake (45~71 models)
- One-way air discharge, ideal for corner locations
- Drain pump with 750mm pump head fitted as standard

Standard wireless remote controller

RM05

50Hz specification

Model			MDV-D18Q1/N1-D	MDV-D22Q1/N1-D	MDV-D28Q1/N1-D	MDV-D36Q1/N1-D	MDV-D45Q1/N1-D	MDV-D56Q1/N1-D	MDV-D71Q1/N1-D
Power supply			1-phase,220-240V,50Hz						
Capacity	Cooling	kW	1.8	2.2	2.8	3.6	4.5	5.6	7.1
	Heating	kW	2.2	2.6	3.2	4.0	5.0	6.3	8.0
Power input	Cooling	W	41	41	41	41	48	48	60
	Heating	W	41	41	41	41	48	48	60
Airflow rate(H/M/L)		m^3/h	523/404/275	523/404/275	573/456/315	573/456/315	693/600/476	792/688/549	933/749/592
Sound pressure level(H/M/L)		dB(A)	37/34/30	38/34/30	39/37/34	40/38/34	41/39/35	42/40/36	44/41/37
Main body	Net dim.(W×H×D)	mm	1054×153×425	1054×153×425	1054×153×425	1054×153×425	1275×189×450	1275×189×450	1275×189×450
	Packing dim.(W×H×D)	mm	1155×245×490	1155×245×490	1155×245×490	1155×245×490	1370×295×505	1370×295×505	1370×295×505
	Net/gross weight	kg	12.5/16	12.5/16	13/16.5	13/16.5	18.5/22.8	18.8/23.1	19.5/23.8
Panel	Net dim.(W×H×D)	mm	1180×25×465	1180×25×465	1180×25×465	1180×25×465	1350×25×505	1350×25×505	1350×25×505
	Packing dim.(W×H×D)	mm	1232×107×517	1232×107×517	1232×107×517	1232×107×517	1410×95×560	1410×95×560	1410×95×560
	Net/gross weight	kg	3.5/5.2	3.5/5.2	3.5/5.2	3.5/5.2	4/5.4	4/5.4	4/5.4
Piping connections	Liquid/gas pipe	mm	Φ6.35/Φ12.7	Φ6.35/Φ12.7	Φ6.35/Φ12.7	Φ6.35/Φ12.7	Φ6.35/Φ12.7	Φ9.53/Φ15.9	Φ9.53/Φ15.9
	Drain pipe	mm	OD Φ25	OD Φ25	OD Φ25	OD Φ25	OD Φ25	OD Φ25	OD Φ25
Standard controller			Wireless remote controller						

60Hz specification

Model			MDV-D18Q1/VN1-D	MDV-D22Q1/VN1-D	MDV-D28Q1/VN1-D	MDV-D36Q1/VN1-D	MDV-D45Q1/VN1-D	MDV-D56Q1/VN1-D	MDV-D71Q1/VN1-D
Power supply			1-phase,208-230V,60Hz						
Cooling capacity		kW	1.8	2.2	2.8	3.6	4.5	5.6	7.1
		Btu/h	6100	7500	9600	12300	15400	19100	24200
Heating capacity		kW	2.2	2.6	3.2	4.0	5.0	6.3	8.0
		Btu/h	7500	8900	10900	13600	17100	21500	27300
Power input	Cooling	W	41	41	41	41	54	60	75
	Heating	W	41	41	41	41	54	60	75
Airflow rate(H/M/L)		m^3/h	523/404/275	523/404/275	573/456/315	573/456/315	693/600/476	792/688/549	933/749/592
		CFM	308/238/162	308/238/162	337/268/185	337/268/185	408/353/280	466/405/323	549/441/349
Sound pressure level(H/M/L)		dB(A)	37/34/30	38/34/30	39/37/34	40/38/34	41/39/35	42/40/36	44/41/37
Main body	Net dim.(W×H×D)	mm(in.)	1054×153×425(41-1/2×6-1/32×16-47/64)				1275×189×450(50-13/64×7-7/16×17-23/32)		
	Packing dim.(W×H×D)	mm(in.)	1155×245×490(45-15/32×9-41/64×19-19/64)				1370×295×505(53-15/16×11-39/64×19-7/8)		
	Net/gross weight	kg(lbs.)	12.5/16(27.8/35.3)		13/16.5(28.8/36.4)		18.5/22.8(40.8/50.3)	18.8/23.1(41.4/50.9)	19.5/23.8(43.0/52.5)
Panel	Net dim.(W×H×D)	mm(in.)	1180×25×465(46-29/64×63/64×18-5/16)				1350×25×505(53-5/32×63/64×19-7/8)		
	Packing dim.(W×H×D)	mm(in.)	1232×107×517(48-1/2×4-7/32×20-23/64)				1410×95×560(55-33/64×3-47/64×22-3/64)		
	Net/gross weight	kg(lbs.)	3.5/5.2(7.7/11.5)				4/5.4(8.8/11.9)		
Piping connections	Liquid/gas pipe	mm(in.)	Φ6.35/Φ12.7(Φ1/4/Φ1/2)					Φ9.53/Φ15.9(Φ3/8/Φ5/8)	
	Drain pipe	mm(in.)	Φ25(OD 63/64)						
Standard controller			Wireless remote controller						

Notes:
1. Indoor temperature 27℃ DB, 19℃ WB; outdoor temperature 35℃ DB; equivalent refrigerant piping length 7.5m with zero level difference.
2. Indoor temperature 20℃ DB; outdoor temperature 7℃ DB, 6℃ WB; equivalent refrigerant piping length 7.5m with zero level difference.
3. Sound pressure level is measured 1.4m below the unit in a semi-anechoic chamber.
4. Unit body dimensions given are the largest external dimensions of the unit, including hanger attachments.

Two-way Cassette

- Fresh air intake
- Two-way air discharge, perfect for limited ceiling space applications
- Drain pump with 750mm pump head fitted as standard

Standard wireless remote controller

RM05

50Hz specification

Model			MDV-D22Q2/N1	MDV-D28Q2/N1	MDV-D36Q2/N1	MDV-D45Q2/N1	MDV-D56Q2/N1	MDV-D71Q2/N1
Power supply			1-phase,220-240V,50Hz					
Capacity	Cooling	kW	2.2	2.8	3.6	4.5	5.6	7.1
	Heating	kW	2.6	3.2	4.0	5.0	6.3	8.0
Power input	Cooling	W	57	57	60	92	108	154
	Heating	W	57	57	60	92	108	154
Airflow rate(H/M/L)		m^3/h	654/530/410	725/591/458	725/591/458	850/670/550	980/800/670	1200/1000/770
Sound pressure level(H/M/L)		dB(A)	33/29/24	36/32/29	36/32/29	39/35/30	39/35/30	44/40/34
Main body	Net dim.(W×H×D)	mm	1172×299×591	1172×299×591	1172×299×591	1172×299×591	1172×299×591	1172×299×591
	Packing dim.(W×H×D)	mm	1355×400×675	1355×400×675	1355×400×675	1355×400×675	1355×400×675	1355×400×675
	Net/gross weight	kg	34/42.5	34/42.5	34/42.5	36/44.5	36/44.5	36/44.5
Panel	Net dim.(W×H×D)	mm	1430×53×680	1430×53×680	1430×53×680	1430×53×680	1430×53×680	1430×53×680
	Packing dim.(W×H×D)	mm	1525×130×765	1525×130×765	1525×130×765	1525×130×765	1525×130×765	1525×130×765
	Net/gross weight	kg	10.5/15	10.5/15	10.5/15	10.5/15	10.5/15	10.5/15
Piping connections	Liquid/gas pipe	mm	Φ6.35/Φ12.7	Φ6.35/Φ12.7	Φ6.35/Φ12.7	Φ6.35/Φ12.7	Φ9.53/Φ15.9	Φ9.53/Φ15.9
	Drain pipe	mm	OD Φ32	OD Φ32	OD Φ32	OD Φ32	OD Φ32	OD Φ32
Standard controller			Wireless remote controller					

60Hz specification

Model			MDV-D22Q2/VN1	MDV-D28Q2/VN1	MDV-D36Q2/VN1	MDV-D45Q2/VN1	MDV-D56Q2/VN1	MDV-D71Q2/VN1
Power supply			1-phase,208-230V,60Hz					
Cooling capacity		kW	2.2	2.8	3.6	4.5	5.6	7.1
		Btu/h	7500	9600	12300	15400	19100	24200
Heating capacity		kW	2.6	3.2	4.0	5.0	6.3	8.0
		Btu/h	8900	10900	13600	17100	21500	27300
Power input	Cooling	W	78	78	83	115	133	205
	Heating	W	78	78	83	115	133	205
Airflow rate(H/M/L)		m^3/h	674/509/381	740/577/435	740/577/435	878/689/561	941/776/654	1236/1110/864
		CFM	397/300/224	436/340/256	436/340/256	517/406/330	554/457/385	727/653/509
Sound pressure level(H/M/L)		dB(A)	33/29/24	36/32/29	36/32/29	39/35/30	39/35/30	44/40/34
Main body	Net dim.(W×H×D)	mm(in.)	1172×299×591(46-9/32×11-49/64×23-17/64)					
	Packing dim.(W×H×D)	mm(in.)	1355×400×675(53-11/32×15-3/4×26-37/64)					
	Net/gross weight	kg(lbs.)	34/42.5(75/94)			36.5/45(80.5/99)		
Panel	Net dim.(W×H×D)	mm(in.)	1430×53×680(56-19/64×2-3/32×26-49/64)					
	Packing dim.(W×H×D)	mm(in.)	1525×130×765(60-3/64×5-1/8×30-1/8)					
	Net/gross weight	kg(lbs.)	10.5/15(23/33)					
Piping connections	Liquid/gas pipe	mm(in.)	Φ6.35/Φ12.7(Φ1/4/Φ1/2)				Φ9.53/Φ15.9(Φ3/8/Φ5/8)	
	Drain pipe	mm(in.)	Φ32(OD 1-17/64)					
Standard controller			Wireless remote controller					

Notes:
1. Indoor temperature 27℃ DB, 19℃ WB; outdoor temperature 35℃ DB; equivalent refrigerant piping length 7.5m with zero level difference.
2. Indoor temperature 20℃ DB; outdoor temperature 7℃ DB, 6℃ WB; equivalent refrigerant piping length 7.5m with zero level difference.
3. Sound pressure level is measured 1.4m below the unit in a semi-anechoic chamber.
4. Unit body dimensions given are the largest external dimensions of the unit, including hanger attachments.

Compact Four-way Cassette

- 360° airflow allows for even, wide-range cooling and heating
- Drain pump with 500mm pump head fitted as standard

Standard wireless remote controller

RM05

50Hz specification

Model			MDV-D15Q4/N1-A3	MDV-D22Q4/N1-A3	MDV-D28Q4/N1-A3
Power supply			1-phase,220-240V,50Hz		
Capacity	Cooling	kW	1.5	2.2	2.8
	Heating	kW	1.7	2.4	3.2
Power input	Cooling	W	36	50	50
	Heating	W	36	50	50
Airflow rate(H/M/L)		m^3/h	435/283/208	414/313/238	414/313/238
Sound pressure level(H/M/L)		dB(A)	35/33/23	36/33/23	36/33/23
Main body	Net dim.(W×H×D)	mm	570×260×570	570×260×570	570×260×570
	Packing dim.(W×H×D)	mm	675×285×675	675×285×675	675×285×675
	Net/gross weight	kg	16/19.5	16/20	16/20
Panel	Net dim.(W×H×D)	mm	647×50×647	647×50×647	647×50×647
	Packing dim.(W×H×D)	mm	715×123×715	715×123×715	715×123×715
	Net/gross weight	kg	2.5/4.5	2.5/4.5	2.5/4.5
Piping connections	Liquid/gas pipe	mm	Φ6.35/Φ12.7	Φ6.35/Φ12.7	Φ6.35/Φ12.7
	Drain pipe	mm	OD Φ25	OD Φ25	OD Φ25
Standard controller			Wireless remote controller		

Model			MDV-D36Q4/N1-A3	MDV-D45Q4/N1-A3
Power supply			1-phase,220-240V,50Hz	
Capacity	Cooling	kW	3.6	4.5
	Heating	kW	4.0	5.0
Power input	Cooling	W	56	56
	Heating	W	56	56
Airflow rate(H/M/L)		m^3/h	521/409/314	521/409/314
Sound pressure level(H/M/L)		dB(A)	42/36/29	42/36/29
Main body	Net dim.(W×H×D)	mm	570×260×570	570×260×570
	Packing dim.(W×H×D)	mm	675×285×675	675×285×675
	Net/gross weight	kg	18/22	18/22
Panel	Net dim.(W×H×D)	mm	647×50×647	647×50×647
	Packing dim.(W×H×D)	mm	715×123×715	715×123×715
	Net/gross weight	kg	2.5/4.5	2.5/4.5
Piping connections	Liquid/gas pipe	mm	Φ6.35/Φ12.7	Φ6.35/Φ12.7
	Drain pipe	mm	OD Φ25	OD Φ25
Standard controller			Wireless remote controller	

Notes:

1. Nominal cooling capacities are based on the following conditions: return air temperature: 27°CDB, 19°CWB,outdoor temperature: 35°CDB, equivalent ref. piping: 7.5m(horizontal).
2. Nominal heating capacities are based on the following conditions: return air temperature: 20°CDB, outdoor temperature: 7°CDB, 6°CWB, equivalent ref. piping: 7.5m(horizontal).
3. Sound level is measured at 1.4m below the unit.
4. Unit body dimensions given are the largest external dimensions of the unit, including hanger attachments.

60Hz specification

Model			MDV-D22Q4/VN1-A3	MDV-D28Q4/VN1-A3
Power supply			1-phase,208-230V,60Hz	
Cooling capacity		kW	2.2	2.8
		Btu/h	7500	9600
Heating capacity		kW	2.4	3.2
		Btu/h	8200	10900
Power input	Cooling	W	50	50
	Heating	W	50	50
Airflow rate(H/M/L)		m^3/h	397/292/215	408/310/231
		CFM	234/172/127	240/182/136
Sound pressure level(H/M/L)		dB(A)	35.8/33.4/23.4	35.8/33.4/23.4
Main body	Net dim.(W×H×D)	mm(in.)	570×260×570(22-7/16×10-15/64×22-7/16)	
	Packing dim.(W×H×D)	mm(in.)	675×285×675(26-9/16×11-7/32×26-9/16)	
	Net/gross weight	kg(lbs.)	16/20(35.3/44.1)	
Panel	Net dim.(W×H×D)	mm(in.)	647×50×647(25-15/32×1-31/32×25-15/2)	
	Packing dim.(W×H×D)	mm(in.)	715×123×715(28-5/32×4-27/32×28-5/32)	
	Net/gross weight	kg(lbs.)	2.5/4.5(5.5/9.9)	
Piping connections	Liquid/gas pipe	mm(in.)	Φ6.35/Φ12.7(Φ1/4/Φ1/2)	
	Drain pipe	mm(in.)	Φ25(OD 63/64)	
Standard controller			Wireless remote controller	

Model			MDV-D36Q4/VN1-A3	MDV-D45Q4/VN1-A3
Power supply			1-phase,208-230V,60Hz	
Cooling capacity		kW	3.6	4.5
		Btu/h	12300	15400
Heating capacity		kW	4.0	5.0
		Btu/h	13600	17100
Power input	Cooling	W	60	60
	Heating	W	60	60
Airflow rate(H/M/L)		m^3/h	496/359/263	496/359/263
		CFM	292/211/155	292/211/155
Sound pressure level(H/M/L)		dB(A)	41.5/35.6/28.8	41.5/35.6/28.8
Main body	Net dim.(W×H×D)	mm(in.)	570×260×570(22-7/16×10-15/64×22-7/16)	
	Packing dim.(W×H×D)	mm(in.)	675×285×675(26-9/16×11-7/32×26-9/16)	
	Net/gross weight	kg(lbs.)	18/22(39.7/48.5)	
Panel	Net dim.(W×H×D)	mm(in.)	647×50×647(25-15/32×1-31/32×25-15/2)	
	Packing dim.(W×H×D)	mm(in.)	715×123×715(28-5/32×4-27/32×28-5/32)	
	Net/gross weight	kg(lbs.)	2.5/4.5(5.5/9.9)	
Piping connections	Liquid/gas pipe	mm(in.)	Φ6.35/Φ12.7(Φ1/4/Φ1/2)	
	Drain pipe	mm(in.)	Φ25(OD 63/64)	
Standard controller			Wireless remote controller	

Notes:

1. Nominal cooling capacities are based on the following conditions: return air temp.: 27°C(80.6°F)DB, 19°C(66.2°F)WB, outdoor temp.: 35°C(95°F)DB, equivalent ref. piping: 7.5m (24.6ft.) (horizontal).
2. Nominal heating capacities are based on the following conditions: return air temp.: 20°C(68°F)DB, outdoor temp.: 7°C (44.6°F)DB, 6°C(42.8°F)WB, equivalent ref. piping: 7.5m (24.6ft.) (horizontal).
3. Sound Level is measured 1.4m(4.59ft.) below the unit.
4. Unit body dimensions given are the largest external dimensions of the unit, including hanger attachments.

Four-way Cassette

- Fresh air intake
- Four-way airflow, allows wide-angle, equal distribution of cooling and heating
- Drain pump with 750mm pump head fitted as standard
- Optional brand-new, elegant panel

Standard wireless remote controller

RM05

50Hz specification

Model			MDV-D28Q4/N1-E	MDV-D36Q4/N1-E	MDV-D45Q4/N1-E	MDV-D56Q4/N1-E	MDV-D71Q4/N1-E
Power supply			1-phase,220-240V,50Hz				
Capacity	Cooling	kW	2.8	3.6	4.5	5.6	7.1
	Heating	kW	3.2	4.0	5.0	6.3	8.0
Power input	Cooling	W	80	80	88	88	88
	Heating	W	80	80	88	88	88
Airflow rate(H/M/L)		m^3/h	764/638//554	764/638//554	905/740//651	905/740//651	950/767//663
Sound pressure level(H/M/L)		dB(A)	32/31/30	32/31/30	36/34/33	36/34/33	38/36/35
Main body	Net dim.(W×H×D)	mm	840×230×840	840×230×840	840×230×840	840×230×840	840×230×840
	Packing dim.(W×H×D)	mm	955×260×955	955×260×955	955×260×955	955×260×955	955×260×955
	Net/gross weight	kg	21.5/26.7	21.5/26.7	23.7/28.9	23.7/28.9	23.7/28.9
Panel	Net dim.(W×H×D)	mm	950×54.5×950	950×54.5×950	950×54.5×950	950×54.5×950	950×54.5×950
	Packing dim.(W×H×D)	mm	1035×90×1035	1035×90×1035	1035×90×1035	1035×90×1035	1035×90×1035
	Net/gross weight	kg	5.5/8.2	5.5/8.2	5.5/8.2	5.5/8.2	5.5/8.2
Piping connections	Liquid/gas pipe	mm	Φ6.35/Φ12.7	Φ6.35/Φ12.7	Φ6.35/Φ12.7	Φ9.53/Φ15.9	Φ9.53/Φ15.9
	Drain pipe	mm	OD Φ32	OD Φ32	OD Φ32	OD Φ32	OD Φ32
Standard controller			Wireless remote controller				

Model			MDV-D80Q4/N1-E	MDV-D90Q4/N1-E	MDV-D100Q4/N1-E	MDV-D112Q4/N1-E	MDV-D140Q4/N1-E
Power supply			1-phase,220-240V,50Hz				
Capacity	Cooling	kW	8.0	9.0	10.0	11.2	14.0
	Heating	kW	9.0	10.0	11.1	12.5	16.0
Power input	Cooling	W	110	140	165	165	176
	Heating	W	110	140	165	165	176
Airflow rate(H/M/L)		m^3/h	1200/1021/789	1332/1129/908	1651/1304/1127	1651/1304/1127	1658/1335/1130
Sound pressure level(H/M/L)		dB(A)	42/39/37	43/39/38	45/42/40	45/42/40	46/41/39
Main body	Net dim.(W×H×D)	mm	840×230×840	840×300×840	840×300×840	840×300×840	840×300×840
	Packing dim.(W×H×D)	mm	955×260×955	955×330×955	955×330×955	955×330×955	955×330×955
	Net/gross weight	kg	23.7/28.9	28.7/34.1	28.7/34.1	28.7/34.1	30.9/36.3
Panel	Net dim.(W×H×D)	mm	950×54.5×950	950×54.5×950	950×54.5×950	950×54.5×950	950×54.5×950
	Packing dim.(W×H×D)	mm	1035×90×1035	1035×90×1035	1035×90×1035	1035×90×1035	1035×90×1035
	Net/gross weight	kg	5.5/8.2	5.5/8.2	5.5/8.2	5.5/8.2	5.5/8.2
Piping connections	Liquid/gas pipe	mm	Φ9.53/Φ15.9	Φ9.53/Φ15.9	Φ9.53/Φ15.9	Φ9.53/Φ15.9	Φ9.53/Φ15.9
	Drain pipe	mm	OD Φ32	OD Φ32	OD Φ32	OD Φ32	OD Φ32
Standard controller			Wireless remote controller				

Notes:

1. Nominal cooling capacities are based on the following conditions: return air temperature: 27°CDB, 19°CWB,outdoor temperature: 35°CDB, equivalent ref. piping: 7.5m(horizontal).
2. Nominal heating capacities are based on the following conditions: return air temperature: 20°CDB, outdoor temperature: 7°CDB, 6°CWB, equivalent ref. piping: 7.5m(horizontal).
3. Sound level is measured at 1.4m below the unit.
4. Unit body dimensions given are the largest external dimensions of the unit, including hanger attachments.

60Hz specification

Model			MDV-D28Q4/VN1-E	MDV-D36Q4/VN1-E	MDV-D45Q4/VN1-E	MDV-D56Q4/VN1-E	MDV-D71Q4/VN1-E
Power supply			1-phase,208-230V,60Hz				
Cooling capacity		kW	2.8	3.6	4.5	5.6	7.1
		Btu/h	9600	12300	15400	19100	24200
Heating capacity		kW	3.2	4.0	5.0	6.3	8.0
		Btu/h	10900	13600	17100	21500	27300
Power input	Cooling	W	80	80	88	88	105
	Heating	W	80	80	88	88	105
Airflow rate(H/M/L)		m^3/h	791/674/596	791/674/596	942/777/662	942/777/662	1235/1013/805
		CFM	465/396/351	465/396/351	554/457/389	554/457/389	726/596/474
Sound pressure level(H/M/L)		dB(A)	30/25/22	30/25/22	35/31/27	35/31/27	43/37/31
Main body	Net dim.(W×H×D)	mm(in.)	840×230×840(33-1/16×9-1/16×33-1/16)				
	Packing dim.(W×H×D)	mm(in.)	955×260×955(37-19/32×10-1/4×37-19/32)				
	Net/gross weight	kg(lbs.)	21.5/26.7(47.3/58.7)		23.7/28.9(52.1/63.6)		
Panel	Net dim.(W×H×D)	mm(in.)	950×54.5×950(37-13/32×2-9/64×37-13/32)				
	Packing dim.(W×H×D)	mm(in.)	1035×90×1035(40-3/4×3-9/16×40-3/4)				
	Net/gross weight	kg(lbs.)	5.5/8.2(12.1/18.1)				
Piping connections	Liquid/gas pipe	mm(in.)	Φ6.35/Φ12.7(Φ1/4/Φ1/2)			Φ9.53/Φ15.9(Φ3/8/Φ5/8)	
	Drain pipe	mm(in.)	Φ32(OD 1-17/64)				
Standard controller			Wireless remote controller				

Model			MDV-D80Q4/VN1-E	MDV-D90Q4/VN1-E	MDV-D100Q4/VN1-E	MDV-D112Q4/VN1-E	MDV-D140Q4/VN1-E
Power supply			1-phase,208-230V,60Hz				
Cooling capacity		kW	8.0	9.0	10.0	11.2	14.0
		Btu/h	27300	30700	34100	38200	47800
Heating capacity		kW	9.0	10.0	11.1	12.5	15.0
		Btu/h	30700	34100	37900	42700	51200
Power input	Cooling	W	120	187	200	200	220
	Heating	W	120	187	200	200	220
Airflow rate(H/M/L)		m^3/h	1235/1013/805	1333/1158/957	1634/1219/1139	1634/1219/1139	1692/1243/1157
		CFM	726/596/474	784/681/563	961/717/670	961/717/670	995/731/681
Sound pressure level(H/M/L)		dB(A)	43/37/31	43/38/32	45/37/35	45/37/35	46/38/37
Main body	Net dim.(W×H×D)	mm(in.)	840×230×840(33-1/16×9-1/16×33-1/16)	840×300×840(33-1/16×11-13/16×33-1/16)			
	Packing dim.(W×H×D)	mm(in.)	955×260×955(37-19/32×10-15/64×37-19/32)	955×330×955(37-19/32×11-13/16×37-19/32)			
	Net/gross weight	kg(lbs.)	23.7/28.9(52.1/63.6)	28.7/34.1(63.1/75)			30.9/36.3(68/79.9)
Panel	Net dim.(W×H×D)	mm(in.)	950×54.5×950(37-13/32×2-9/64×37-13/32)				
	Packing dim.(W×H×D)	mm(in.)	1035×90×1035(40-3/4×3-35/64×40-3/4)				
	Net/gross weight	kg(lbs.)	5.5/8.2(12.1/18.1)				
Piping connections	Liquid/gas pipe	mm(in.)	Φ9.53/Φ15.9(Φ3/8/Φ5/8)				
	Drain pipe	mm(in.)	Φ32(OD 1-17/64)				
Standard controller			Wireless remote controller				

Notes:

1. Nominal cooling capacities are based on the following conditions: return air temp.: 27°C(80.6°F)DB, 19°C(66.2°F)WB, outdoor temp.: 35°C(95°F)DB, equivalent ref. piping: 7.5m (24.6ft.) (horizontal).
2. Nominal heating capacities are based on the following conditions: return air temp.: 20°C(68°F)DB, outdoor temp.: 7°C (44.6°F)DB, 6°C(42.8°F)WB, equivalent ref. piping: 7.5m (24.6ft.) (horizontal).
3. Sound Level is measured 1.4m(4.59ft.) below the unit.
4. Unit body dimensions given are the largest external dimensions of the unit, including hanger attachments.

Medium Static Pressure Duct

- Fresh air intake
- Drain pump with 750mm pump head fitted as standard
- Flexible installation for the air inlet may be positioned either on the underside or the rear of the unit

Standard wired controller

KJR-29B

50Hz specification

Model			MDV-D22T2/N1-DA5(A)	MDV-D28T2/N1-DA5(A)	MDV-D36T2/N1-DA5(A)	MDV-D45T2/N1-DA5(A)	MDV-D56T2/N1-DA5(A)
Power supply			1-phase,220-240V,50Hz				
Capacity	Cooling	kW	2.2	2.8	3.6	4.5	5.6
	Heating	kW	2.6	3.2	4	5	6.3
Power input	Cooling	W	57	57	61	98	103
	Heating	W	57	57	61	98	103
Airflow rate(H/M/L)		m^3/h	550/397/309	550/397/309	605/442/351	800/573/479	800/573/479
External static pressure(Min/Std/Max)		Pa	0/10/30	0/10/30	0/10/30	0/10/30	0/10/30
Sound pressure level(H/M/L)		dB(A)	32/24/21	31/24/21	35/28/24	36/29/26	36/29/26
Net dimension(W×H×D)		mm	778x210x500	778x210x500	778×210×500	997x210x500	997x210x500
Packing dimension(W×H×D)		mm	870×285×525	870x285x525	870×285×525	1115x285x525	1115x285x525
Net/gross weight		k	18.5/22.2	18.5/22.2	18.5/22.2	22.9/26.8	22.9/26.8
Piping connections	Liquid/gas pipe	mm	Φ6.4/Φ12.7	Φ6.4/Φ12.7	Φ6.4/Φ12.7	Φ6.4/Φ12.7	Φ9.5Φ15.9
	Drain pipe	m	OD Φ25	OD Φ25	OD Φ25	OD Φ25	OD Φ25
Standard controller			Wired controller				

Model			MDV-D71T2/N1-DA5(A)	MDV-D80T2/N1-BA5	MDV-D90T2/N1-BA5	MDV-D112T2/N1-BA5	MDV-D140T2/N1-BA5
Power supply			1-phase,220-240V,50Hz				
Capacity	Cooling	kW	7.1	8.0	9.0	11.2	14.0
	Heating	kW	8	9.0	10.0	12.5	15.5
Power input	Cooling	W	140	198	200	313	274
	Heating	W	140	198	200	313	274
Airflow rate(H/M/L)		m^3/h	985/738/630	1345/1165/1013	1345/1165/1013	1800/1556/1400	1905/1636/1400
External static pressure(Min/Std/Max)		Pa	0/10/30	10/20/50	10/20/50	10/40/80	10/40/100
Sound pressure level(H/M/L)		dB(A)	36/30/27	45/40/37	45/40/37	48/42/38	48/43/39
Net dimension(W×H×D)		mm	1218x210x500	1230×270×775	1230×270×775	1230×370×77	1290×300×865
Packing dimension(W×H×D)		mm	1335x285x525	1355×350×795	1355×350×795	1355×350×795	1400×375×925
Net/gross weight		kg	28/33	38/46.5	40/48	40/48	49/58
Piping connections	Liquid/gas pipe	mm	Φ9.5Φ15.9	Φ9.53/Φ15.9	Φ9.53/Φ15.9	Φ9.53/Φ15.9	Φ9.53/Φ15.9
	Drain pipe	mm	OD Φ25	OD Φ25	OD Φ25	OD Φ25	OD Φ25
Standard controller			Wired controller				

Notes:
1. Nominal cooling capacities are based on the following conditions: return air temperature: 27°CDB, 19°CWB,outdoor temperature: 35°CDB, equivalent ref. piping: 7.5m(horizontal).
2. Nominal heating capacities are based on the following conditions: return air temperature: 20°CDB, outdoor temperature: 7°CDB, 6°CWB, equivalent ref. piping: 7.5m(horizontal).
3. Sound level is measured at 1.4m below the air outlet.
External static pressure is based on high speed indoor air flow.
4. Unit body dimensions given are the largest external dimensions of the unit, including hanger attachments.

60Hz specification

Model			MDV-D22T2/VN1-DA5	MDV-D28T2/VN1-DA5	MDV-D36T2/VN1-DA5	MDV-D45T2/VN1-DA5	MDV-D56T2/VN1-DA5
Power supply			1-phase,208-230V,60Hz				
Cooling capacity		kW	2.2	2.8	3.6	4.5	5.6
		Btu/h	7500	9600	12300	15400	19100
Heating capacity		kW	2.6	3.2	4.0	5.0	6.3
		Btu/h	8200	10900	13600	17100	21500
Power input	Cooling	W	66	72	77	100	100
	Heating	W	66	72	77	100	100
Airflow rate(H/M/L)		m^3/h	538/456/375	538/456/375	597/514/429	811/684/575	811/684/575
		CFM	317/268/221	317/268/221	351/303/253	477/403/338	477/403/338
External static pressure(Min/Std/Max)		Pa	0/10/30	0/10/30	0/10/30	0/10/30	0/10/30
Sound pressure level(H/M/L)		dB(A)	36/35/32	36/35/32	38.6/37.5/33.8	39/37.9/34	39/37.9/34
Net dimension(W×H×D)		mm(in.)	30-45/64×8-17/64×19-11/16(780×210×500)			39-3/8×8-17/64×19-11/16(1000×210×500)	
Packing dimension(W×H×D)		mm(in.)	870×285×525(34-1/4×11-7/32×20-43/64)			1115×285×525(43-57/64×11-7/32×20-43/64)	
Net/gross weight		kg(lbs.)	17.5/20(38.6/44.1)			22.5/26(49.6/57.3)	
Piping connections	Liquid/gas pipe	mm(in.)	Φ6.35/Φ12.7(Φ1/4/Φ1/2)				Φ9.53/Φ15.9(Φ3/8/Φ5/8)
	Drain piping	mm(in.)	Φ25(OD 63/64)				
Standard controller			Wired controller				

Model			MDV-D71T2/VN1-DA5	MDV-D80T2/VN1-BA5	MDV-D90T2/VN1-BA5	MDV-D112T2/VN1-BA5	MDV-D140T2/VN1-BA5
Power supply			1-phase,208-230V,60Hz				
Cooling capacity		kW	7.1	8.0	9.0	11.2	14.0
		Btu/h	24200	27300	30700	38200	47800
Heating capacity		kW	8.0	9.0	10.0	12.5	15.5
		Btu/h	27300	30700	34100	42700	52900
Power input	Cooling	W	125	133	134	378	352
	Heating	W	125	133	134	378	352
Airflow rate(H/M/L)		m^3/h	1029/934/781	1345/1165/1013	1345/1165/1013	1800/1556/1400	1905/1636/1400
		CFM	606/550/460	792/686/596	792/686/596	1059/916/824	1121/963/824
External static pressure(Min/Std/Max)		Pa	0/10/30	10/20/50	10/20/50	10/40/80	10/40/100
Sound pressure level(H/M/L)		dB(A)	41.4/39/35	45.4/39.8/37	45.4/39.8/37	48.0/41.9/38	47.7/43.2/39
Net dimension(W×H×D)		mm(in.)	48-1/32×8-17/64×19-11/16 (1220×210×500)	48-27/64×10-5/8×30-33/64(1230×270×775)			50-25/32(1290×300×865)
Packing dimension(W×H×D)		mm(in.)	1335×285×525(52-9/16× 11-7/32×20-43/64)	1355×350×795(53-11/32×13-25/31×31-19/64)			1400×375×925(55-1/8×14-49/64×36-27/64)
Net/gross weight		kg(lbs.)	28/31.5(61.8/69.5)	38/46.5(84/102.5)	40/48(88.2/105.8)		49/58(108.0/127.9)
Piping connections	Liquid/gas pipe	mm(in.)	Φ9.53/Φ15.9(Φ3/8/Φ5/8)				
	Drain piping	mm(in.)	Φ25(OD 63/64)				
Standard controller			Wired controller				

Notes:
1. Nominal cooling capacities are based on the following conditions: return air temp.: 27°C(80.6°F)DB, 19°C(66.2°F)WB, outdoor temp.: 35°C(95°F)DB, equivalent ref. piping: 7.5m (24.6ft.) (horizontal).
2. Nominal heating capacities are based on the following conditions: return air temp.: 20°C(68°F)DB, outdoor temp.: 7°C (44.6°F)DB, 6°C(42.8°F)WB, equivalent ref. piping: 7.5m (24.6ft.) (horizontal).
3. Sound Level is measured 1.4m(4.59ft.) below the unit.
* External static pressure is based on high speed indoor air flow.
4. Unit body dimensions given are the largest external dimensions of the unit, including hanger attachments.

High Static Pressure Duct

- External static pressure up to 280Pa facilitates extensive duct and grille network
- A double-skin drainage pan provides double protection for ceilings (models 71 to 160)
- Water pump box is available as a customization option

Standard wired controller

KJR-29B

50Hz specification

Model			MDV-D71T1/N1-B	MDV-D80T1/N1-B	MDV-D90T1/N1-B	MDV-D112T1/N1-B	MDV-D140T1/N1-B	MDV-D160T1/N1-B
Power supply			1-phase,220-240V,50Hz					
Capacity	Cooling	kW	7.1	8.0	9.0	11.2	14.0	16.0
	Heating	kW	8.0	9.0	10.0	12.5	16.0	17.0
Power input	Cooling	W	263	263	423	524	724	940
	Heating	W	263	263	423	524	724	940
Airflow rate(H/M/L)		m^3/h	1443/1361/1218	1416/1338/1220	1951/1741/1518	2116/1936/1520	3000/2618/2226	3620/3044/2744
External static pressure(Min/Std/Max)		Pa	25/25/196	37/37/196	37/37/196	50/50/196	50/50/196	50/50/196
Sound pressure level(H/M/L)		dB(A)	48/46/44	48/46/45	52/49/47	52/49/47	53/50/48	54/52/50
Net dimension(WxHxD)		mm	952×420×690	952×420×690	952×420×690	952×420×690	1300×420×690	1300×420×690
Packing dimension(WxHxD)		mm	1090×440×768	1090×440×768	1090×440×768	1090×440×768	1436×450×768	1436×450×768
Net/gross weight		kg	45/50	45/50	46.5/52.4	50.6/56	68/70	70/77.5
Piping connections	Liquid/gas pipe	mm	Φ9.53/Φ15.9	Φ9.53/Φ15.9	Φ9.53/Φ15.9	Φ9.53/Φ15.9	Φ9.53/Φ15.9	Φ9.53/Φ15.9
	Drain pipe	mm	OD Φ25	OD Φ25	OD Φ25	OD Φ25	OD Φ25	OD Φ25
Standard controller			Wired controller					

Model			MDV-D200T1/N1-B	MDV-D250T1/N1-B	MDV-D280T1/N1-B	MDV-D400T1/N1	MDV-D450T1/N1	MDV-D560T1/N1
Power supply			1-phase,220-240V,50Hz					
Capacity	Cooling	kW	20.0	25.0	28.0	40.0	45.0	56.0
	Heating	kW	22.5	26.0	31.5	45.0	50.0	63.0
Power input	Cooling	W	1516	1516	1516	2700	2700	3400
	Heating	W	1516	1516	1516	2700	2700	3400
Airflow rate(H/M/L)		m^3/h	4700/4100/3599	4700/4100/3599	4700/4100/3599	7472/6072/4995	7472/6072/4995	9550/7950/6600
External static pressure(Min/Std/Max)		Pa	50/200/280	50/200/280	50/200/280	50/200/280	50/200/280	50/200/280
Sound pressure level(H/M/L)		dB(A)	59/55/52	59/55/52	59/55/52	61/59/56	61/59/56	63/60/57
Net dimension(WxHxD)		mm	1440×505×925	1440×505×925	1440×505×925	1970×668×902.5	1970×668×902.5	1970×668×902.5
Packing dimension(WxHxD)		mm	1509×550×990	1509×550×990	1509×550×990	2095×800×964	2095×800×964	2095×800×964
Net/gross weight		kg	115/129	115/129	115/129	232/245	232/245	235/250
Piping connections	Liquid/gas pipe	mm	Φ9.53×2/Φ15.9×2	Φ9.53×2/Φ15.9×2	Φ9.53×2/Φ15.9×2	Φ9.53×2/Φ22.2×2	Φ9.53×2/Φ22.2×2	Φ9.53×2/Φ22.2×2
	Drain pipe	mm	OD Φ32	OD Φ32	OD Φ32	OD Φ32	OD Φ32	OD Φ32
Standard controller			Wired controller					

Notes:
1. Nominal cooling capacities are based on the following conditions: return air temperature: 27°CDB, 19°CWB,outdoor temperature: 35°CDB, equivalent ref. piping: 7.5m(horizontal).
2. Nominal heating capacities are based on the following conditions: return air temperature: 20°CDB, outdoor temperature.: 7°CDB, 6°CWB, equivalent ref. piping: 7.5m(horizontal).
3. Sound level is measured at 1.4m below the air outlet.
External static pressure is based on high speed indoor air flow.
4. Unit body dimensions given are the largest external dimensions of the unit, including hanger attachments.

60Hz specification

Model			MDV-D71T1/VN1-B	MDV-D80T1/VN1-B	MDV-D90T1/VN1-B	MDV-D112T1/VN1-B	MDV-D140T1/VN1-B	MDV-D160T1/VN1-B
Power supply			1-phase,208-230V,60Hz					
Cooling capacity		kW	7.1	8	9	11.2	14	15
		Btu/h	24200	27300	30700	38200	47800	51200
Heating capacity		kW	8	9	10	12.5	16	16.5
		Btu/h	27300	30700	34100	42700	54600	56300
Power input	Cooling	W	414	402	409	409	527	532
	Heating	W	414	402	409	409	527	532
Airflow rate(H/M/L)		m^3/h	1720/1532/1338	1690/1560/1320	2252/2030/1610	2198/1978/1570	2969/2694/2469	2969/2694/2469
		CFM	1012/902/788	994/918/777	1326/1195/948	1294/1164/924	1746/1586/1453	1746/1586/1453
External static pressure(Min/Std/Max)		Pa	25/25/196	37/37/196	37/37/196	50/50/196	50/50/196	50/50/196
Sound pressure level(H/M/L)		dB(A)	48/46/45	48/46/45	52/49/47	52/49/47	53/50/48	54/52/50
Net dimension(WxHxD)		mm(in.)	952×420×690(37-31/64×16-17/32×27-11/64)				1300×420×690(51-3/16×15-3/4×27-5/32)	
Packing dimension(WxHxD)		mm(in.)	1090×440×768(42-29/32×17-21/64×30-15/64)				1436×450×768(56-17/32×17-23/32×30-15/64)	
Net/gross weight		kg(lbs.)	46.5/52(102.6/114.7)		50/56.5(110.3/124.6)		68/70(149.9/154.3)	69.5/76(153.3/167.6)
Piping connections	Liquid/gas pipe	mm(in.)	Φ9.53/Φ15.9(Φ3/8/Φ5/8)					
	Drain piping	mm(in.)	Φ25(OD 63/64)					
Standard controller			Wired controller					

Model			MDV-D200T1/N1-B	MDV-D250T1/N1-B	MDV-D280T1/N1-B	MDV-D400T1/N1	MDV-D450T1/N1
Power supply			1-phase,208-230V,60Hz				
Cooling capacity		kW	20.0	25.0	28.0	40.0	45.0
		Btu/h	68200	85300	95500	136500	153500
Heating capacity		kW	22.5	26.0	31.5	45.0	50.0
		Btu/h	76800	88700	107500	153500	170600
Power input	Cooling	W	1516	1516	1516	1600	1600
	Heating	W	1516	1516	1516	1600	1600
Airflow rate(H/M/L)		m^3/h	4700/4100/3599	4700/4100/3599	4700/4100/3599	7180/6150/4600	7180/6150/4600
		CFM	2766/2413/2118	2766/2413/2118	2766/2413/2118	4226/3620/2708	4226/3620/2708
External static pressure(Min/Std/Max)		Pa	50/200/280	50/200/280	50/200/280	50/200/280	50/200/280
Sound pressure level(H/M/L)		dB(A)	59/55/52	59/55/52	59/55/52	61/59/56	61/59/56
Net dimension(WxHxD)		mm(in.)	1440×505×925(56-11/16×19-7/8×36-27/6)			1970×668×902.5(77-9/16×15-3/4×35-17/32)	
Packing dimension(WxHxD)		mm(in.)	1509×550×990(59-13/32×21-21/32×38-31/32)			2095×800×964(82-31/64×31-1/2×37-61/64)	
Net/gross weight		kg(lbs.)	115/129(254/284)			235/250(518/551)	
Piping connections	Liquid/gas pipe	mm(in.)	Φ9.53/Φ15.9×2/(Φ3/8/Φ5/8)×2			Φ9.53/Φ22.2×2/(Φ3/8/Φ7/8)×2	
	Drain piping	mm(in.)	Φ32(OD 1-17/64)				
Standard controller			Wired controller				

Notes:
1. Nominal cooling capacities are based on the following conditions: return air temp.: 27°C(80.6°F)DB, 19°C(66.2°F)WB, outdoor temp.: 35°C(95°F)DB, equivalent ref. piping: 7.5m (24.6ft.) (horizontal).
2. Nominal heating capacities are based on the following conditions: return air temp.: 20°C(68°F)DB, outdoor temp.: 7°C (44.6°F)DB, 6°C(42.8°F)WB, equivalent ref. piping: 7.5m (24.6ft.) (horizontal).
3. Sound Level is measured 1.4m(4.59ft.) below the unit.
* External static pressure is based on high speed indoor air flow.
4. Unit body dimensions given are the largest external dimensions of the unit, including hanger attachments.

Fresh Air Processing Unit

- 100% fresh air processing unit, both fresh air filtration and heating/cooling can be achieved in a single system
- External static pressure up to 280Pa facilitates extensive duct and grille network
- Water pump box is available as a customization option

Standard wired controller

KJR-29B

50Hz specification

Model			MDV-D125T1/N1-FA	MDV-D140T1/N1-FA	MDV-D200T1/N1-FA
Power supply					1-phase,220-240V,50Hz
Capacity	Cooling	kW	12.5	14.0	20.0
	Heating	kW	10.5	12.0	18.0
Power input	Cooling	W	455	455	1060×2
	Heating	W	455	455	1060×2
Airflow rate(H/M/L)		m^3/h	2142/1870/1611	2142/1870/1611	2870/2620/2150
External static pressure(Min/Std/Max)		Pa	30/50/196	30/50/196	50/200/280
Sound pressure level(H/M/L)		dB(A)	54/52/50	54/52/50	54/53/51
Net dimension(W×H×D)		mm	1300×420×690	1300×420×690	1440×505×925
Packing dimension(W×H×D)		mm	1436×450×768	1436×450×768	1509×550×990
Net/gross weight		kg	69.5/76	69.5/76	115/125
Piping connections	Liquid/gas pipe	mm	Φ9.53/Φ15.9	Φ9.53/Φ15.9	Φ9.53/Φ15.9
	Drain pipe	mm	OD Φ25	OD Φ25	OD Φ32
Operation temperature range		℃	Heating: -5~16; Fan only: 16~20; Cooling: 20~43		
Standard controller			Wired controller		

Model			MDV-D250T1/N1-FA	MDV-D280T1/N1-FA
Power supply			1-phase,220-240V,50Hz	
Capacity	Cooling	kW	25.0	28.0
	Heating	kW	20.0	22.0
Power input	Cooling	W	1126×2	1126×2
	Heating	W	1126×2	1126×2
Airflow rate(H/M/L)		m^3/h	3005/2700/2250	3005/2700/2250
External static pressure(Min/Std/Max)		Pa	50/200/280	50/200/280
Sound pressure level(H/M/L)		dB(A)	55/54/52	55/54/52
Net dimension(W×H×D)		mm	1440×505×925	1440×505×925
Packing dimension(W×H×D)		mm	1509×550×990	1509×550×990
Net/gross weight		kg	115/125	115/125
Piping connections	Liquid/gas pipe	mm	Φ9.53/Φ15.9	Φ9.53/Φ15.9
	Drain pipe	mm	OD Φ32	OD Φ32
Operation temperature range		℃	Heating: -5~16; Fan only: 16~20; Cooling: 20~43	
Standard controller			Wired controller	

Notes:
1. Nominal cooling capacities are based on the following conditions: outdoor air temperature: 33°CDB, 28°CWB, equivalent ref. piping: 7.5m(horizontal).
2. Nominal heating capacities are based on the following conditions: outdoor air temperature: 0°CDB, -2.9°CWB, equivalent ref. piping: 7.5m(horizontal).
3. Sound level is measured at 1.4m below the air outlet.
External static pressure is based on high speed indoor air flow.
Connection Conditions:
The following restrictions must be observed in order to maintain the indoor units connection to the same system.
* When outdoor-air processing units are connected, the total connection capacity must be within 50% to 100% of that of the outdoor units.
* When outdoor-air processing units and standard indoor units are connected, the total connection capacity of the outdoor-air processing units must not exceed 30% that of the outdoor units.
* Outdoor-air processing units can be used without indoor units.
* The fresh air processing unit is not available for V4+R system & 8~26kW side discharge outdoor units.
4. Unit body dimensions given are the largest external dimensions of the unit, including hanger attachments.

60Hz specification

Model			MDV-D125T1/VN1-FA	MDV-D140T1/VN1-FA	MDV-D200T1/VN1-FA
Power supply			1-phase,208-230V,60Hz		
Cooling capacity		kW	12.5	14.0	20.0
		Btu/h	42600	47800	68200
Heating capacity		kW	10.5	12.0	18.0
		Btu/h	36000	41000	61400
Power input	Cooling	W	455	455	1060×2
	Heating	W	455	455	1060×2
Airflow rate(H/M/L)		m^3/h	2142/1870/1611	2142/1870/1611	2870/2620/2150
		CFM	1261/1101/948	1261/1101/948	1689/1542/1265
External static pressure(Min/Std/Max)		Pa	30/50/196	30/50/196	50/200/280
Sound pressure level(H/M/L)		dB(A)	54/52/50	54/52/50	54/53/51
Net dimension(W×H×D)		mm(in.)	1300×420×690(51-3/16×16-17/32×27-11/64)		1440×505×925(56-11/16×19-7/8×36-27/6)
Packing dimension(W×H×D)		mm(in.)	1436×450×768(56-17/32×17-23/32×30-1/4)		1509×550×990(59-13/32×21-21/32×38-31/32)
Net/gross weight		kg(lbs.)	69.5/76(153.2/167.5)		114/124(251/274)
Piping connections	Liquid/gas pipe	mm(in.)	Φ9.53/Φ15.9/(Φ3/8/Φ5/8)		
	Drain piping	mm(in.)	Φ25(OD 63/64)		Φ32(OD 1-17/64)
Standard controller			Wired controller		

Model			MDV-D250T1/VN1-FA	MDV-D280T1/VN1-FA
Power supply				
Cooling capacity		kW	25.0	28.0
		Btu/h	85300	95500
Heating capacity		kW	20.0	22.0
		Btu/h	68200	75000
Power input	Cooling	W	1126×2	1126×2
	Heating	W	1126×2	1126×2
Airflow rate(H/M/L)		m^3/h	3005/2700/2250	3005/2700/2250
		CFM	1766/1589/1324	1766/1589/1324
External static pressure(Min/Std/Max)		Pa	50/200/280	50/200/280
Sound pressure level(H/M/L)		dB(A)	55/54/52	55/54/52
Net dimension(W×H×D)		mm(in.)	1440×505×925(56-11/16×19-7/8×36-27/6)	
Packing dimension(W×H×D)		mm(in.)	1509×550×990(59-13/32×21-21/32×38-31/32)	
Net/gross weight		kg(lbs.)	114/124(251/274)	
Piping connections	Liquid/gas pipe	mm(in.)	Φ9.53/Φ15.9/(Φ3/8/Φ5/8)	
	Drain piping	mm(in.)	Φ32(OD 1-17/64)	
Standard controller			Wired controller	

Notes:
1. Nominal cooling capacities are based on the following conditions: outdoor air temperature: 33°C(91.4°F)DB, 28°C(82.4°F)WB, equivalent ref. piping: 7.5m (24.6ft.) (horizontal).
2. Nominal heating capacities are based on the following conditions: outdoor air temperature: 0°C(32°F)DB, -2.9°C(26.8°F)WB, equivalent ref. piping: 7.5m (24.6ft.) (horizontal).
3. Sound Level is measured 1.4m(4.59ft.) below the unit.
* External static pressure is based on high speed indoor air flow.
Connection Conditions:
The following restrictions must be observed in order to maintain the indoor units connection to the same system.
* When outdoor-air processing units are connected, the total connection capacity must be within 50% to 100% of that of the outdoor units.
* When outdoor-air processing units and standard indoor units are connected, the total connection capacity of the outdoor-air processing units must not exceed 30% that of the outdoor units.
* Outdoor-air processing units can be used without indoor units.
* The fresh air processing unit is not available for V4+R system & 8~26kW side discharge outdoor units.
4. Unit body dimensions given are the largest external dimensions of the unit, including hanger attachments.

Wall Mounted Unit

- Three interchangeable panels allow units to blend easily with any interior decoration, perfect for rooms with no false ceilings or free floor space
- Refrigerant pipe direction can be left, right or rear as the installation situation requires

Standard wireless remote controller

RM05

50/60Hz specification

Model			MI-22G/DHN1-M	MI-28G/DHN1-M	MI-36G/DHN1-M	MI-45G/DHN1-M
Power supply			1-phase,220-240V,50/60Hz			
Capacity	Cooling	kW	2.2	2.8	3.6	4.5
	Heating	kW	2.4	3.2	4	5
Power input	Cooling	W	8	9	19	19
	Heating	W	8	9	19	19
Airflow rate (H/M/L)		m^3/h	422/393/356	417/370/316	656/573/488	594/507/424
Sound pressure level (H/M/L)		dB(A)	31/30/29	31/30/29	33/32/30	35/33/31
Net dimension (W×H×D)		mm	835×280×203	835×280×203	990×315×223	990×315×223
Packing dimension (W×H×D)		mm	935×385×320	935×385×320	1085×420×335	1085×420×335
Net/ Gross weight		kg	8.4/12.1	9.5/13.1	11.4/15.5	12.8/16.9
Piping connections	Liquid/gas pipe	mm	Φ6.35/Φ12.7			
	Drain pipe	mm	OD Φ16.5			
Standard controller			Wireless remote controller			

Model			MI-56G/DHN1-M	MI-71G/DHN1-M	MI-80G/DHN1-M	MI-90G/DHN1-M
Power supply			1-phase,220-240V,50/60Hz			
Capacity	Cooling	kW	5.6	7.1	8	9
	Heating	kW	6.3	8	9	10
Power input	Cooling	`W	27	49	53	82
	Heating	W	27	49	53	82
Airflow rate (H/M/L)		m^3/h	747/648/547	1195/1005/809	1195/1005/809	1421/1067/867
Sound pressure level (H/M/L)		dB(A)	38/36/34	44/39/36	44/39/36	48/43/38
Dimension (W×H×D)		mm	990×315×223	1194×343×262	1194×343×262	1194×343×262
Packing (W×H×D)		mm	1085×420×335	1290×375×460	1290×375×460	1290×375×460
Net/ Gross weight		kg	12.8/16.9	17/22.4	17/22.4	17/22.4
Piping connections	Liquid/gas pipe	mm	Φ9.53/Φ15.9	Φ9.53/Φ15.9	Φ9.53/Φ15.9	Φ9.53/Φ15.9
	Drain pipe	mm	OD Φ16.5			
Standard controller			Wireless remote controller			

Notes:
1. Indoor temperature 27℃ DB, 19℃ WB; outdoor temperature 35℃ DB; equivalent refrigerant piping length 7.5m with zero level difference.
2. Indoor temperature 20℃ DB; outdoor temperature 7℃ DB, 6℃ WB; equivalent refrigerant piping length 7.5m with zero level difference.
3. Sound pressure level is measured 1m in front and 1m below the unit in a semi-anechoic chamber.
4. Unit body dimensions given are the largest external dimensions of the unit, including hanger attachments.

Console

- Combination of four air inlets and two air outlets ensures that cooling and heating are distributed in all directions.

Standard wireless remote controller

RM05

50/60Hz specification

Model			MDV-D22Z/DN1-B	MDV-D28Z/DN1-B
Power supply			1-phase,220-240V,50Hz	
Capacity	Cooling	kW	2.2	2.8
	Heating	kW	2.6	3.2
Power input	Cooling	W	20	25
	Heating	W	20	25
Airflow rate(H/M/L)		m^3/h	430/345/229	510/430/229
Sound pressure level(H/M/L)		dB(A)	38/32/26	39/33/27
Net dimension(W×H×D)		mm	700×600×210	700×600×210
Packing dimension(W×H×D)		mm	810×710×305	810×710×305
Net/gross weight		kg	14/19	15/20
Piping connections	Liquid/gas pipe	mm	Φ6.35/Φ12.7	Φ6.35/Φ12.7
	Drain pipe	mm	OD Φ16	OD Φ16
Standard controller			Wireless remote controller	

Model			MDV-D36Z/DN1-B	MDV-D45Z/DN1-B
Power supply			1-phase,220-240V,50Hz	
Capacity	Cooling	kW	3.6	4.5
	Heating	kW	4.0	5.0
Power input	Cooling	W	25	45
	Heating	W	25	45
Airflow rate(H/M/L)		m^3/h	510/430/229	660/512/400
Sound pressure level(H/M/L)		dB(A)	39/33/27	42/39/36
Net dimension(W×H×D)		mm	700×600×210	700×600×210
Packing dimension(W×H×D)		mm	810×710×305	810×710×305
Net/gross weight		kg	15/20	15/20
Piping connections	Liquid/gas pipe	mm	Φ6.35/Φ12.7	Φ6.35/Φ12.7
	Drain pipe	mm	OD Φ16	OD Φ16
Standard controller			Wireless remote controller	

Notes:
1. Indoor temperature 27℃ DB, 19℃ WB; outdoor temperature 35℃ DB; equivalent refrigerant piping length 7.5m with zero level difference.
2. Indoor temperature 20℃ DB; outdoor temperature 7℃ DB, 6℃ WB; equivalent refrigerant piping length 7.5m with zero level difference.
3. Sound pressure level is measured 1m in front and 1m above the floor in a semi-anechoic chamber.
4. Unit body dimensions given are the largest external dimensions of the unit, including hanger attachments.

Ceiling / Floor

- Can be installed either on the ceiling or floor

Standard wireless remote controller

RM05

50Hz specification

Model			MDV-D36DL/N1-C	MDV-D45DL/N1-C	MDV-D56DL/N1-C	MDV-D71DL/N1-C	MDV-D80DL/N1-C
Power supply			1-phase,220-240V,50Hz				
Capacity	Cooling	kW	3.6	4.5	5.6	7.1	8.0
	Heating	kW	4.0	5.0	6.3	8.0	9.0
Power input	Cooling	W	49	120	122	125	130
	Heating	W	49	120	122	125	130
Airflow rate(H/M/L)		m^3 /h	650/570/500	800/600/500	800/600/500	800/600/500	1200/900/700
Sound pressure level(H/M/L)		dB(A)	40/38/36	43/41/38	43/41/38	43/41/38	45/43/40
Net dimension(W×H×D)		mm	990×203×660	990×203×660	990×203×660	990×203×660	1280×203×660
Packing dimension(W×H×D)		mm	1089×296×744	1089×296×744	1089×296×744	1089×296×744	1379×296×744
Net/gross weight		kg	26/32	28/34	28/34	28/34	34.5/41
Piping connections	Liquid/gas pipe	mm	Φ6.35/Φ12.7	Φ6.35/Φ12.7	Φ9.53/Φ15.9	Φ9.53/Φ15.9	Φ9.53/Φ15.9
	Drain pipe	mm	OD Φ25	OD Φ25	OD Φ25	OD Φ25	OD Φ25
Standard controller			Wireless remote controller				

Model			MDV-D90DL/N1-C	MDV-D112DL/N1-C	MDV-D140DL/N1-C	MDV-D160DL/N1-C
Power supply			1-phase,220-240V,50Hz			
Capacity	Cooling	kW	9.0	11.2	14.0	16.0
	Heating	kW	10.0	12.5	15.0	18.0
Power input	Cooling	W	130	182	182	300
	Heating	W	130	182	182	300
Airflow rate(H/M/L)		m^3/h	1200/900/700	1980/1860/1730	1980/1860/1730	2300/2100/1800
Sound pressure level(H/M/L)		dB(A)	45/43/40	47/45/42	47/45/42	49/47/44
Net dimension(W×H×D)		mm	1280×203×660	1670×244×680	1670×244×680	1670×285×680
Packing dimension(W×H×D)		mm	1379×296×744	1764×329×760	1764×329×760	1775×377×760
Net/gross weight		kg	34.5/41	54/59	54/59	57.5/63.5
Piping connections	Liquid/gas pipe	mm	Φ9.53/Φ15.9	Φ9.53/Φ15.9	Φ9.53/Φ15.9	Φ9.53/Φ15.9
	Drain pipe	mm	OD Φ25	OD Φ25	OD Φ25	OD Φ25
Standard controller			Wireless remote controller			

Notes:
1. Nominal cooling capacities are based on the following conditions: return air temperature: 27℃DB, 19℃CWB,outdoor temperature: 35℃DB, equivalent ref. piping: 7.5m(horizontal).
2. Nominal heating capacities are based on the following conditions: return air temperature: 20℃DB, outdoor temperature: 7℃DB, 6℃WB, equivalent ref. piping: 7.5m(horizontal).
3. Floor standing: Sound level is measured 1m horizontally and 1m vertically from the air-outlet.
Ceiling mounted: Sound level is measured 1m horizontally and 1m vertically from the air-outlet.

60Hz specification

Model			MDV-D36DL/N1-C	MDV-D45DL/N1-C	MDV-D56DL/N1-C	MDV-D71DL/N1-C
Power supply			1-phase, 220-240V, 60Hz			
Cooling capacity		kW	3.6	4.5	5.6	7.1
		Btu/h	12300	15400	19100	24200
Heating capacity		kW	4.0	5.0	6.3	8.0
		Btu/h	13600	17100	21500	27300
Power input	Cooling	W	50	148	148	148
	Heating	W	50	148	148	148
Airflow rate(H/M/L)		m^3/h	600/480/400	750/650/550	750/650/550	750/650/550
		CFM	353/283/235	441/383/324	441/383/324	441/383/324
Sound pressure level(H/M/L)		dB(A)	40/38/36	43/41/38	43/41/38	43/41/38
Net dimension(W×H×D)		mm(in.)	990×203×660(38-31/32×7-63/64×25-63/64)			
Packing dimension(W×H×D)		mm(in.)	1089×296×744(42-7/8×11-21/32×29-9/32)			
Net/gross weight		kg(lbs.)	26/32(57.3/70.6)	28/34(61.7/75.0)	28/34(61.7/75.0)	28/34(61.7/75.0)
Piping connections	Liquid/gas pipe	mm(in.)	Φ6.35/Φ12.7(Φ1/4/Φ1/2)		Φ9.53/Φ15.9(Φ3/8/Φ5/8)	
	Drain piping	mm(in.)	Φ25(OD 63/64)			
Standard controller			Wireless remote controller			

Model			MDV-D80DL/N1-C	MDV-D90DL/N1-C	MDV-D112DL/N1-C	MDV-D140DL/N1-C	MDV-D160DL/VN1-C
Power supply			1-phase, 220-240V, 60Hz				
Cooling capacity		kW	8.0	9.0	11.2	14.0	16.0
		Btu/h	27300	30700	38200	47800	54600
Heating capacity		kW	9.0	10.0	12.5	15.0	18.0
		Btu/h	30700	34100	42700	51200	61400
Power input	Cooling	W	183	183	245	245	378
	Heating	W	183	183	245	245	378
Airflow rate(H/M/L)		m^3/h	1200/900/700	1200/900/700	1980/1860/1730	1980/1860/1730	2300/2100/1800
		CFM	706/530/412	706/530/412	1165/1095/1018	1165/1095/1018	1354/1236/1060
Sound pressure level(H/M/L)		dB(A)	45/43/40	45/43/40	47/45/42	47/45/42	49/47/44
Net dimension(W×H×D)		mm(in.)	1280×203×660(50-25/64×7-63/64×25-63/64)		1670×244×680(65-3/4×9-39/64×26-49/64)		1670×285×680(65-3/4×11-7/32×26-49/64)
Packing dimension(W×H×D)		mm(in.)	1379×296×744(54-19/64×11-21/32×29-19/64)		1764×329×760(69-29/64×12-61/64×29-59/64)		1775×377×760(69-7/8×14-27/32×29-59/64)
Net/gross weight		kg(lbs.)	34.5/41(76.1/90.4)		54/59(119.0/130.1)		57.5/63.5(126.5/139.7)
Piping connections	Liquid/gas pipe	mm(in.)	Φ9.53/Φ15.9(Φ3/8/Φ5/8)				
	Drain piping	mm(in.)	Φ25(OD 63/64)				
Standard controller			Wireless remote controller				

Notes:
1. Nominal cooling capacities are based on the following conditions: return air temp.: 27℃(80.6℉)DB, 19℃(66.2℉)WB, outdoor temp.: 35℃(95℉)DB, equivalent ref. piping: 7.5m (24.6ft.) (horizontal).
2. Nominal heating capacities are based on the following conditions: return air temp.: 20℃(68℉)DB, outdoor temp.: 7℃ (44.6℉)DB, 6℃(42.8℉)WB, equivalent ref. piping: 7.5m (24.6ft.) (horizontal).
3. Floor standing : Sound level is measured 1m(3.28ft.) horizontally and 1m(3.28ft.) vertically from the air-outlet.
Ceiling mounted: Sound level is measured 1m(3.28ft.) horizontally and 1m(3.28ft.) vertically from the air-outlet.

Floor Standing Unit (Concealed)

- Designed to be concealed in walls with only the suction and discharge grills visible

Standard wireless remote controller

RM05

50Hz specification

Model			MDV-D22Z/N1-F3B	MDV-D28Z/N1-F3B	MDV-D36Z/N1-F3B	MDV-D45Z/N1-F3B
Power supply			1-phase,220-240V,50Hz			
Capacity	Cooling	kW	2.2	2.8	3.6	4.5
	Heating	kW	2.4	3.2	4.0	5.0
Power input	Cooling	W	40	46	46	49
	Heating	W	40	46	46	49
Airflow rate(H/M/L)		m^3/h	530/456/400	569/485/421	624/522/375	660/542/440
Sound pressure level(H/M/L)		dB(A)	36/33/29	36/33/29	37/34/30	37/34/30
Net dimension(W×H×D)		mm	840×545×212	840×545×212	1040×545×212	1040×545×212
Packing dimension(W×H×D)		mm	939×639×305	939×639×305	1139×639×305	1139×639×305
Net/gross weight		kg	25/27	25/27	29.5/34	29.5/34
Piping connections	Liquid/gas pipe	mm	Φ6.35/Φ12.7	Φ6.35/Φ12.7	Φ6.35/Φ12.7	Φ6.35/Φ12.7
	Drain pipe	mm	OD Φ25	OD Φ25	OD Φ25	OD Φ25
Standard controller			Wireless remote controller			

Model			MDV-D56Z/N1-F3B	MDV-D71Z/N1-F3B	MDV-D80Z/N1-F3B
Power supply			1-phase,220-240V,50Hz		
Capacity	Cooling	kW	5.6	7.1	8.0
	Heating	kW	6.3	8.0	9.0
Power input	Cooling	W	88	130	130
	Heating	W	88	130	130
Airflow rate(H/M/L)		m^3/h	1150/970/830	1380/1100/870	1380/1100/870
Sound pressure level(H/M/L)		dB(A)	41/35/31	44/39/33	44/39/33
Net dimension(W×H×D)		mm	1340×545×212	1340×545×212	1340×545×212
Packing dimension(W×H×D)		mm	1425×639×305	1425×639×305	1425×639×305
Net/gross weight		kg	33/39	33/39	36/40
Piping connections	Liquid/gas pipe	mm	Φ9.53/Φ15.9	Φ9.53/Φ15.9	Φ9.53/Φ15.9
	Drain pipe	mm	OD Φ25	OD Φ25	OD Φ25
Standard controller			Wireless remote controller		

Notes:
1. Nominal cooling capacities are based on the following conditions: return air temperature: 27°CDB, 19°CWB, outdoor temperature: 35°CDB, equivalent ref. piping: 7.5m(horizontal).
2. Nominal heating capacities are based on the following conditions: return air temperature: 20°CDB, outdoor temperature: 7°CDB, 6°CWB, equivalent ref. piping: 7.5m(horizontal).
3. Specifications of F3B series are measured at 10Pa external static pressure and F4/F5 series at 0Pa.
4. Sound level is measured 1m horizontally from the air-outlet and 1m vertically above the floor.

Floor Standing Unit (Exposed)

- The F4 (front air intake) and F5 (underside air intake) offer a choice of air intake options

Standard wireless remote controller

RM05

F4 (front air intake)

F5 (underside air intake)

50Hz specification

Model			MDV-D22Z/N1-F4 MDV-D22Z/N1-F5	MDV-D28Z/N1-F4 MDV-D28Z/N1-F5	MDV-D36Z/N1-F4 MDV-D36Z/N1-F5	MDV-D45Z/N1-F4 MDV-D45Z/N1-F5
Power supply			1-phase,220-240V,50Hz			
Capacity	Cooling	kW	2.2	2.8	3.6	4.5
	Heating	kW	2.4	3.2	4.0	5.0
Power input	Cooling	W	40	46	46	49
	Heating	W	40	46	46	49
Airflow rate(H/M/L)		m^3/h	530/456/400	569/485/421	624/522/375	660/542/440
Sound pressure level(H/M/L)	F4	dB(A)	36/33/29	36/33/29	37/34/30	37/34/30
	F5	dB(A)	36/33/29	36/33/29	37/34/30	37/34/30
Net dimension(W×H×D)	F4	mm	1000×596×225	1000×596×225	1200×596×225	1200×596×225
	F5	mm	1000×677×220	1000×677×220	1200×677×220	1200×677×220
Packing dimension(W×H×D)	F4	mm	1089×683×312	1089×683×312	1289×683×312	1289×683×312
	F5	mm	1182×683×312	1182×683×312	1382×683×312	1382×683×312
Net/gross weight	F4	kg	30/35	30/35	36/44	36/44
	F5	kg	30/38	30/38	35.5/41	35.5/41
Piping connections	Liquid/gas pipe	mm	Φ6.35/Φ12.7	Φ6.35/Φ12.7	Φ6.35/Φ12.7	Φ6.35/Φ12.7
	Drain pipe	mm	OD Φ25	OD Φ25	OD Φ25	OD Φ25
Standard controller			Wireless remote controller			

Model			MDV-D56Z/N1-F4 MDV-D56Z/N1-F5	MDV-D71Z/N1-F4 MDV-D71Z/N1-F5	MDV-D80Z/N1-F4 MDV-D80Z/N1-F5
Power supply			1-phase,220-240V,50Hz		
Capacity	Cooling	kW	5.6	7.1	8.0
	Heating	kW	6.3	8.0	9.0
Power input	Cooling	W	88	130	130
	Heating	W	88	130	130
Airflow rate(H/M/L)		m^3/h	1150/970/830	1380/1100/870	1380/1100/870
Sound pressure level(H/M/L)	F4	dB(A)	41/35/31	44/39/33	44/39/33
	F5	dB(A)	41/35/31	44/39/33	44/39/33
Net dimension(W×H×D)	F4	mm	1500×596×225	1500×596×225	1500×596×225
	F5	mm	1500×677×220	1500×677×220	1500×677×220
Packing dimension(W×H×D)	F4	mm	1589×683×312	1589×683×312	1589×683×312
	F5	mm	1682×683×312	1682×683×312	1682×683×312
Net/gross weight	F4	kg	41/46.5	41/46.5	42.5/48.5
	F5	kg	42/51	42/51	44/53
Piping connections	Liquid/gas pipe	mm	Φ9.53/Φ15.9	Φ9.53/Φ15.9	Φ9.53/Φ15.9
	Drain pipe	mm	OD Φ25	OD Φ25	OD Φ25
Standard controller			Wireless remote controller		

Notes:
1. Nominal cooling capacities are based on the following conditions: return air temperature: 27°CDB, 19°CWB, outdoor temperature: 35°CDB, equivalent ref. piping: 7.5m(horizontal).
2. Nominal heating capacities are based on the following conditions: return air temperature: 20°CDB, outdoor temperature: 7°CDB, 6°CWB, equivalent ref. piping: 7.5m(horizontal).
3. Specifications of F3B series are measured at 10Pa external static pressure and F4/F5 series at 0Pa.
4. Sound level is measured 1m horizontally from the air-outlet and 1m vertically above the floor.

CONTROL SOLUTIONS

Wireless Remote Controllers

Wired Controllers

Centralized Controllers

Data Converter

Network Control System

BMS Gateways

Accessories

CONTROLLER LINEUP for V6R/V4+I(10-12HP)

Wireless Remote Controllers	Wired Remote Controllers	Centralized Controllers Data converter		Network Control System	BMS Gateways	Accessories
2nd Gen. IDU RM05B RM12D	2nd Gen. IDU WDC-86E/KD WDC-120G/WK	 CCM-180A/BWS		 IMMP-BAC + IMMP-S	 IMMP-BAC	2nd Gen. IDU 1st Gen. IDU Hotel Key Card Interface Module MD-NIM05/E MD-NIM05B/E
1st Gen. IDU RM02 RM05 RM12A	1st Gen. IDU KJR-86C KJR-29B	 CCM-270B/WS			 GW-LON	2nd Gen. IDU 1st Gen. IDU Infrared Sensor Controller MD-NIM09
	1st Gen. IDU KJR-120B KJR-120C	 CCM-15		 CCM-270B/WS + IMMP-S	 GW-MOD	1st Gen. IDU Indoor unit group controller KJR-150A
					1st Gen. IDU 2nd Gen. IDU MD-KNX GW-KNX	XYE Extension Kit MA-EK
						2nd Gen. IDU IDU Online Kit MCAC-PIDU

Note:
1. No comment of 1st generation AC/DC IDU or 2nd generation DC IDU on the superscript means all of the indoor series can be used.

CONTROLLER LINEUP for VC Pro

Wireless Remote	Wired Controller & Centralized Controller	Data Converter		Network Control System	BMS Gateways	Accessories
1st Gen. IDU RM05	1st Gen. IDU KJR-29B	CCM-15		IMMP-BAC	IMMP-BAC	2nd Gen. IDU 1st Gen. IDU Hotel Key Card Interface Module MD-NIM05/E MD-NIM05B/E
2nd Gen. IDU RM12D(C)	2nd Gen. IDU WDC-86E/KD			+ IMMP-S	GW-LON	2nd Gen. IDU 1st Gen. IDU Infrared Sensor Controller MD-NIM09
	2nd Gen. IDU WDC-120G/WK				GW-MOD	2nd Gen. IDU Indoor Unit Online Kit  MCAC-PIDU XYE Extension Kit MA-EK
	CCM30				1st Gen. IDU 2nd Gen. IDU MD-KNX GW-KNX	1st Gen. IDU Indoor unit group controller KJR-150A

Note: No comment of 1st generation AC/DC IDU or 2nd generation DC IDU on the superscript means all of the indoor series can be used.

CONTROLLER LINEUP for V5X/V4+R/ V4+I (except for 10-12HP)/V4+W/Mini VRF

Wireless Remote Controllers

2nd Gen. IDU

RM05B RM12D

1st Gen. IDU

RM02 RM05 RM12A

1st Gen. IDU

KJR-120B KJR-120C

Wired Remote Controllers

2nd Gen. IDU

WDC-86E/KD WDC-120G/WK

1st Gen. IDU

KJR-86C KJR-29B

Centralized Controllers

2nd Gen. IDU

CCM-180A/BWS

2nd Gen. IDU

CCM-270B/WS

MD-CCM09

CCM30

Network Control System Data Converter

M-interface Gateway

+

IMM Software

CCM-15

BMS Gateways

BACnet Gateway

MD-CCM08

LonWorks Gateway

LonGW64

Modbus Gateway

CCM-18A/N
CCM-18A/N-U

1st Gen. IDU

MD-KNX

2nd Gen. IDU

GW-KNX

Accessories

2nd Gen. IDU 1st Gen. IDU

Hotel Key Card Interface Module

MD-NIM05/E MD-NIM05B/E

2nd Gen. IDU 1st Gen. IDU

Infrared Sensor Controller

MD-NIM09

Remote Alarm Controller

KJR-32B

Network Electricity Distribution Module (Special for Mini VRF)

MD-NIM10

Indoor unit group controller

1st Gen. IDU

KJR-150A

2nd Gen. IDU

Diagnosis software (Special for V5X)

MCAC-DIAG-B

XYE Extension Kit

MA-EK

Indoor Unit Online Kit



MCAC-PIDU

Note:
1. No comment of 1st generation AC/DC IDU or 2nd generation DC IDU on the superscript means all of the indoor series can be used.
2. CCM-180A/BWS and CCM-270B/WS are only available for 2nd generation DC Indoor unit.

Features

Model	RM05B	RM12D RM12D(C)	RM02	RM05	RM12A
On / Off	●	●	●	●	●
Mode selection	●	●	●	●	●
Temperature setting	● (0.5℃ or 1℃ steps)	● (0.5℃ or 1℃ steps)	● (1℃ steps)	● (1℃ steps)	● (1℃ steps)
7-speed fan control	●	●	–	–	–
Auto swing	●	●	●	●	●
5-step swing louver	●	●	–	–	–
Address setting	●	●	●	●	●
Follow me	–	●	●	–	●
Eco mode	●	●	●	●	●
Night silent mode	●	●	–	–	●
Display shut-off	●	●	–	–	–
Daily timer	●	●	●	●	●
Keyboard lock	●	●	●	●	●
Background light	●	●	●	●	●
Dimensions (HxWxD) (mm)	150×65×20	170×48×20	150×65×15	150×65×20	170×48×20
Batteries	1.5V (LR03/AAA) × 2				
Indoor unit series	2nd generation DC IDU		1st generation AC/DC IDU		

Temperature Setting

Set temperature can be adjusted in 0.5℃ or 1℃ steps, enabling precise comfort control.

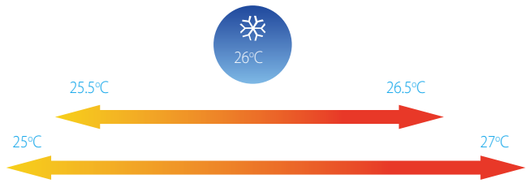

7-Speed Fan Control

7 indoor fan speeds provide control flexibility to meet the needs of different indoor conditions.

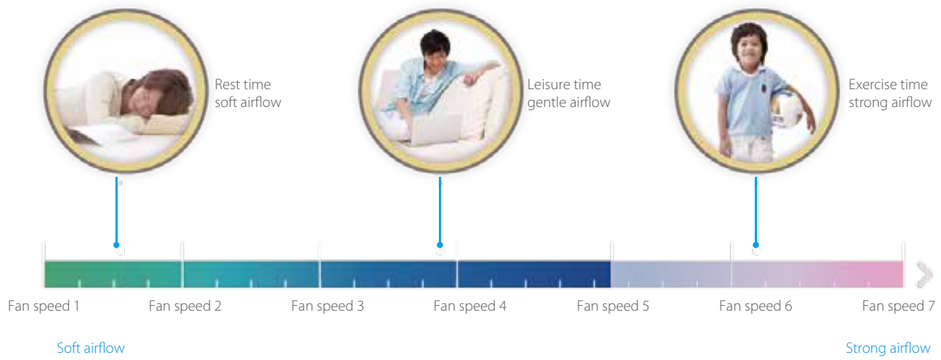

Display Shut-off

Indoor unit displays can be shut off at night, creating a better environment for rest.

5 Swing Angles for Louver

Thanks to the 5 swing angles for indoor unit louver, the air flow direction can be controlled more precisely.

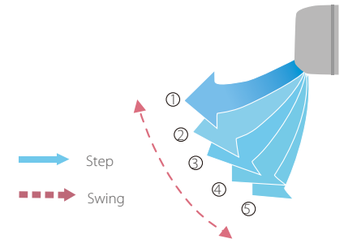

Follow Me

With the follow me function, the indoor unit responds to the temperature measured by the temperature sensor built-in to the wireless remote controller, rather than the temperature sensor in the indoor unit itself, enabling more precise control of the temperature in the user's immediate environment.

Eco Mode

Eco mode saves energy whilst retaining a comfortable indoor environment.

Wired Controllers

Features

Model	WDC-86E/KD	WDC-120G/WK
On / Off	●	●
Mode selection	●	●
Temperature setting	● (0.5℃ or 1℃ steps)	● (0.5℃ or 1℃ steps)
Dual temperature set points	●	●
7-speed fan control	●	●
Auto swing	●	●
5-step swing louver	●	●
Address setting	●	●
Follow me	●	●
Eco mode	●	●
Room temperature display	●	●
°F/℃ display	●	●
Keyboard lock	—	●
Background light	●	●
Daily timer	●	●
Weekly schedule timer	—	●
Auto restart	●	●
2 permission levels	—	●
Bi-directional communication	●	●
Group control	—	●
Main or secondary controller setting	●	●
Display shut-off	●	●
Night silent mode	●	●
Remote signal receiver	●	●
Clean filter reminder	●	●
Extension function	—	●
Daylight saving time	—	●
Clock display	—	●
Dot matrix display	—	●
Error check function	●	●
System parameter querying	●	●
System setting control	●	●
Dimensions (WxHxD) (mm)	86x86x18	120x120x20
Power supply	18V DC	18V DC
Indoor unit series	2nd generation DC IDU	

Features

Model	KJR-86C	KJR-29B
On / Off	●	●
Mode selection	●	●
Temperature setting	● (1℃ steps)	● (1℃ steps)
Dual temperature set points	—	—
7-speed fan control	—	—
Auto swing	—	●
5-step swing louver	—	—
Address setting	—	●
Follow me	—	●
Eco mode	●	—
Room temperature display	—	—
°F/°C display	—	—
Keyboard lock	—	●
Background light	—	●
Daily timer	—	●
Weekly schedule timer	—	—
Auto restart	●	●
2 permission levels	—	—
Bi-directional communication	—	—
Group control	—	—
Main or secondary controller setting	—	—
Display shut-off	—	—
Night silent mode	—	—
Remote signal receiver	—	●
Clean filter reminder	—	●
Extension function	—	—
Daylight saving time	—	—
Clock display	—	●
Dot matrix display	—	—
Error check function	—	—
System parameter querying	—	—
System setting control	—	—
Dimensions (WxHxD) (mm)	86x86x18	120x120x20
Power supply	5V DC	
Indoor unit series	1st generation AC/DC IDU	

Features

Model	KJR-120B	KJR-120C
On / Off	●	●
Mode selection	●	●
Temperature setting	● (1℃ steps)	● (1℃ steps)
Dual temperature set points	—	—
7-speed fan control	—	—
Auto swing	●	●
5-step swing louver	—	—
Address setting	—	—
Follow me	—	—
Eco mode	—	—
Room temperature display	—	—
°F/°C display	—	—
Keyboard lock	●	●
Background light	●	●
Daily timer	●	●
Weekly schedule timer	—	●
Auto restart	●	●
2 permission levels	—	—
Bi-directional communication	●	●
Group control	—	—
Main or secondary controller setting	—	—
Display shut-off	—	—
Night silent mode	●	—
Remote signal receiver	—	—
Clean filter reminder	●	—
Extension function	—	●
Daylight saving time	—	—
Clock display	●	●
Dot matrix display	—	—
Error check function	●	●
System parameter querying	—	—
System setting control	—	—
Dimensions (WxHxD) (mm)	120x120x20	120x120x20
Power supply	5V DC	12V DC
Indoor unit series	1st generation AC/DC IDU	

Group Control

One controller can be used to unify the settings across up to 16 indoor units.

Main or Secondary Controller Setting

Two controllers can be used togethe delete with the indoor units' operating mode and settings being set according to the most recent instruction received. The controller display screens are synchronized so that both displays update when a setting is adjusted.

2 Permission Levels

2 permission levels ensure users can easily access control functions and allow administrators convenient access to operating parameters.

Extension Function

The extension function is specifically designed for users working overtime. Pressing the delay button postpones system shutdown by 1 or 2 hours.

Weekly Schedule Timer

The weekly schedule timer allows users to set multiple schedules each with its own operating mode, temperature settings and fan speeds.

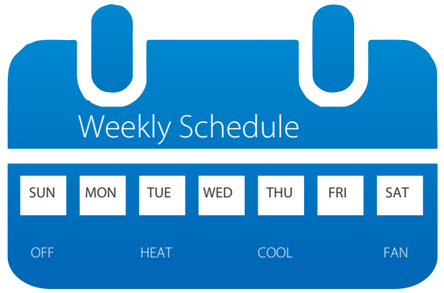

Bi-directional Communication

The wired controller can query the system operating parameters thanks to the new bi-directional communication functionality. In addition, settings including static pressure, cold draft prevention and temperature compensation can be configured on the wired controller.

Note： This function is only available for VC pro/V6R/V4+I(10-12HP) outdoor unit connected to 2nd generation DC indoor unit.

Centralized Controllers

Features

Function	CCM-180A/BWS	CCM-270B/WS	CCM30	CCM09
Max. number of indoor units	64	384	64	64
Max. number of refrigerant systems	8	48	8	8
Touch screen	● (6.2-inch)	● (10.1-inch)	—	—
On/Off	●	●	●	●
Mode selection	●	●	●	●
Temperature setting	● (0.5°C setps)*		● (1°C setps)	
7-speed fan control	7-speed fan control (HP VRF)*; 3-speed fan control (HR VRF)		3-speed fan control	
Auto swing	●	●	●	●
5-step swing louver*	●	●	—	—
Room temperature display	—	●	●	●
Holiday setting	●	●	—	—
°C/°F display	●	●	●	●
Schedule management	●	●	●	Weekly timer
Clock display	●	●	—	—
2 permission levels	●	●	—	—
Extension function	●	—	—	—
Indoor unit type/model recognition	● (HP VRF)*; — (HR VRF)		—	—
Indoor unit with capacity larger than 16kW recognition	●*		Identify as two or four units (depend on units model)	
Visual schematic	—	●	—	—
Energy management	●	●	Mode/Remote controller limit	
Group management	●	●	—	—
Error check function	●*	●*	●	●
System parameter querying	—	—	●	●
USB output	●	●	—	—
Report display	Error report	Error report and operation record	—	—
Operation log	—	●	—	—
LAN access	—	●	—	—
Language supported	English			
Dimensions (W×H×D) (mm)	182×123×34	270×183×27	179×119×74	179×119×74
Power supply	12V DC	24V AC	198-242V AC (50/60Hz)	
Outdoor unit series or indoor unit series	V6R/V4+I(10-12HP) ODU or 2nd generation indoor unit		VC pro/V5X/V4+R/V4+I(except for 10-12HP)/V4+W/Mini VRF ODU	V5X/V4+R/V4+I(except for 10-12HP)/V4+W/Mini VRF ODU

Note: *means this function is only available for VC pro/V6R/V4+I(10-12HP) outdoor unit connected to 2nd generation DC indoor unit.

Touch Screen

Colorful touch screen and vivid display make operation more convenient and simple.

Electricity Charge Distribution

The controllers use the patented Midea Calculation Method to estimate the electricity consumption of the outdoor units and then divide it among the indoor units so that the electricity charges can be equitably divided among building occupants.

Energy Management

User can set limits or locks on an indoor unit, such as minimum cooling temperature, maximum heating temperature, fan speed, operation mode, swing lock, remote controller lock and wired controller lock.

Visual Schematic

By importing floor plans and then dragging and dropping the indoor units to their actual positions on the floor plan, users can create a tailored system schematic which enables monitoring and control of the indoor units through a clear visual representation of the system layout.

Group Management

Units can be viewed according to group, system or location, making unit management clearer and more convenient.

Outdoor Unit Configuration

Outdoor unit configuration and settings can be monitored and controlled without having to go outdoors.

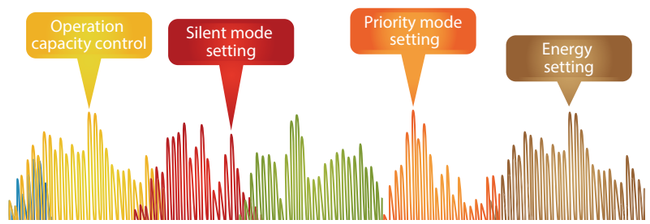

Note: This function is only available for VC pro outdoor unit.

Unit Model Recognition

The controller recognizes the model of indoor and outdoor units and different models are represented by different icons.

Schedule Management

Daily, weekly or annual schedules can be used to set unit settings such as on/off, operating mode, set temperature, fan speed and swing.

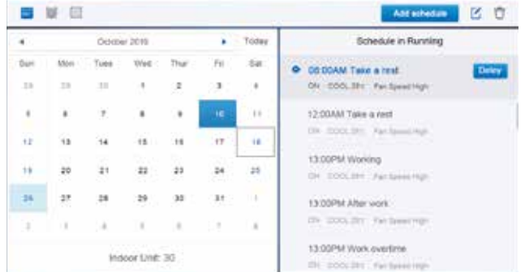

LAN Access

A desktop or laptop PC can be used for browser-based access via a LAN connection.

Wiring Flexibility

The controllers can be connected to the master outdoor unit directly.

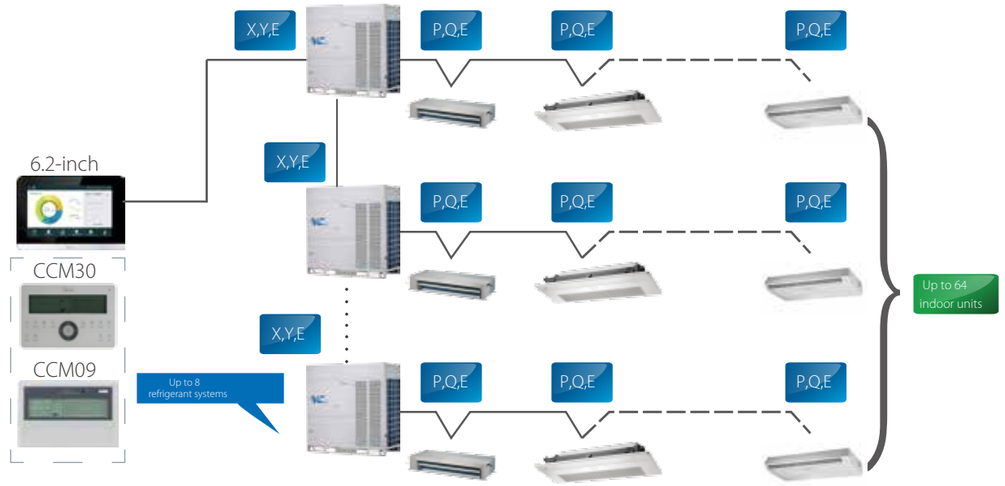

Data Converter



Features

Hardware model	CCM-15	
Application scenarios	Mobile Phone Application	Cloud Server Website
Max. number of CCM-15 for one mobile APP	10	10
Max. number of indoor units	640	640
Max. number of refrigerant systems	80	80
On/Off	●	●
Mode selection	●	●
Temperature setting	● (1℃ steps)	● (1℃ steps)
7-speed fan control	—	—
Auto swing	●	●
5-step swing louver	—	—
Room temperature display	●	●
℃/℉ display	●	●
Weekly timer	●	●
Indoor unit type recognition	—	—
Energy management	●	●
Group management	●	●
User group management	●	●
Operation log	●	●
Device log	●	●
Login record	●	●
Error log	—	●
Configuration	●	—
Account registration	●	—
Virtual	●	—
Mode display	●	●
Languages supported	English, French, Spanish	English, French, Spanish
Dimensions (W×H×D) (mm)	187×115×28	
Power supply	1 phase, 100-240V, 50/60Hz	
Outdoor unit series	All series	

High Compatibility

Compatible with a variety of operating systems.

User Friendly Interface

Clear, stylish interface designed by leading industrial designers.

Cloud Server Website

In addition to "M-control", users can control air conditioners and query the status of air conditioning equipment anytime and anywhere through the cloud server website.

Virtual Experience

After downloading "M-control", you can experience the operation of the interface through the virtual experience function without registration.

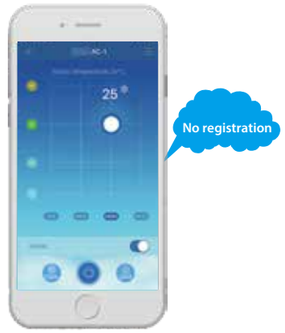

Easy Configuration

User groups can be joined simply by scanning a QR code.

Convenient Operation

Drag the position of the floating bubbles to change temperature and fan speed.

Anytime Control

Remote access to CCM-15 allows anytime, anywhere control.

Clear Icons

Clear, color-coded icons allow unit operating states to be viewed at a glance.

HEAT FAN COOL OFF

Group Management

The user can group the air conditioners equipment, and the air conditioner in the same group can be controlled together just with one tap.

2 Permission Levels

Administrators can set different permissions for different users to facilitate better management of devices.

Multiple Language Options

Supports multiple languages so that users of different languages can operate easily.

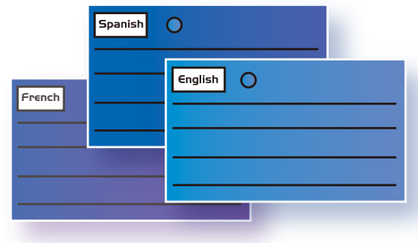

Flexibility

The Data Converter can be connected directly to a network of indoor/outdoor units.

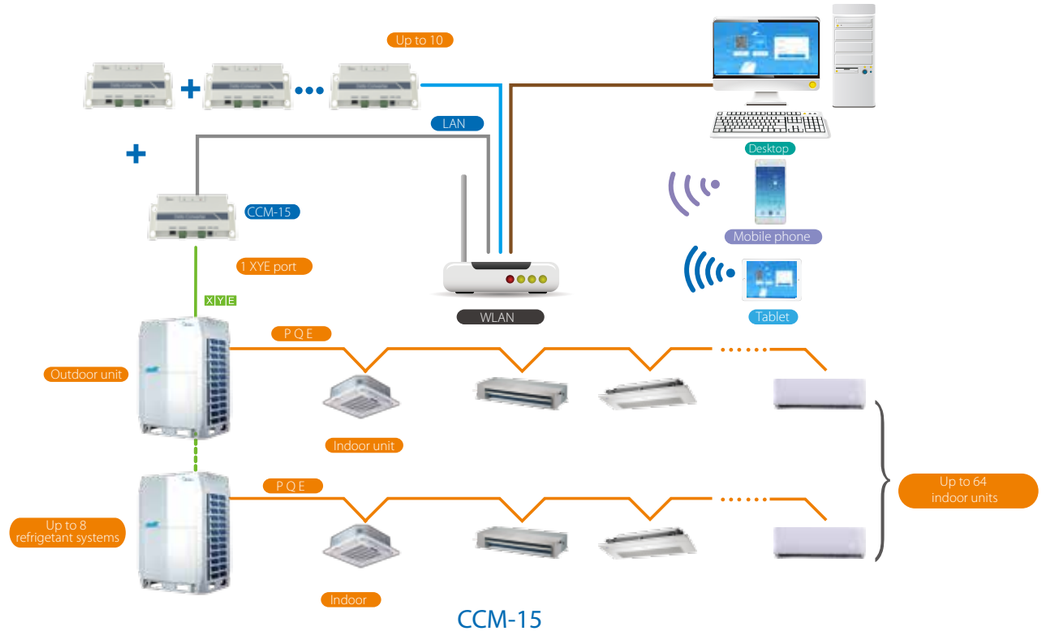

CCM-15

Network Control System

Features

Software model	IMMP-S		IMM
Hardware model	IMMP-BAC	CCM-270B/WS	M-interface
Max. number per software system	10	10	4
Max. number of indoor units	2560	3840	1024
Max. number of refrigerant systems	320	480	16
Temperature setting	● (0.5℃ steps)	● (0.5℃ steps)	● (1℃ steps)
7-speed fan control*	●	●	— (3-speed)
Auto swing	●	●	●
5-step swing louver*	●	●	—
Outdoor unit Eco mode setting	●	●	—
Holiday setting	●	●	—
Schedule management	●	●	●
Clock display	●	●	●
2 permission levels	●	●	●
Unit model recognition	●	●	—
Electricity charge distribution	●	●	●
Visual schematic	●	●	●
Energy management	●	●	●
Group management	●	●	●
Error check function	●	●	●
System parameter querying	●	●	●
Report output	●	●	●
Operation log	●	●	●
LAN access	●	●	●
Languages supported	English	English	9 languages
Dimensions (W×H×D) (mm)	251×319×61	270×183×27	251×319×66
Power supply	1 phase, 100-240V, 50/60Hz	24V AC	1 phase, 100-240V, 50/60Hz
Outdoor unit series	VC pro/V6R/V4+I(10-12HP) ODU		V5X/V4+R/V4+I(except for 10-12HP)/ V4+W/Mini VRF ODU

Note: *means this function is only available for VC pro/V6R/V4+I(10-12HP) outdoor unit connected to 2nd generation DC indoor unit.

User-friendly Interface

Simple, practical user interface makes for a user-friendly experience even for first-time users.

Outdoor Unit Configuration

Outdoor unit configuration and settings can be monitored and controlled without having to go outdoors.

Note: This function is only available for VC pro outdoor unit.

Electricity Charge Distribution

The IMMPRO uses the patented Midea Calculation Method to estimate the electricity consumption of the outdoor units and then divide it among the indoor units so that the electricity charges can be equitably divided among building occupants.

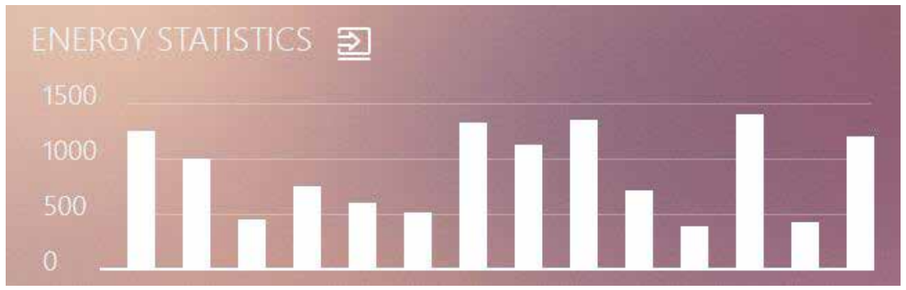

Public and Idle Devices

Marking a unit as a public device or idle device ensures the electricity charge distribution is more accurate and reasonable.

Visual Schematic

By importing floor plans and then dragging and dropping the indoor units to their actual positions on the floor plan, users can create a tailored system schematic which enables monitoring and control of the indoor units through a clear visual representation of the system layout.

Schedule Management

Daily, weekly or annual schedules can be used to set unit settings such as on/off, operating mode, set temperature, fan speed and swing.

Xpress Installation

With the Xpress Installation wizard, IMMPRO can be installed quickly and easily without requiring support from a technical support engineer.

Network Flexibility

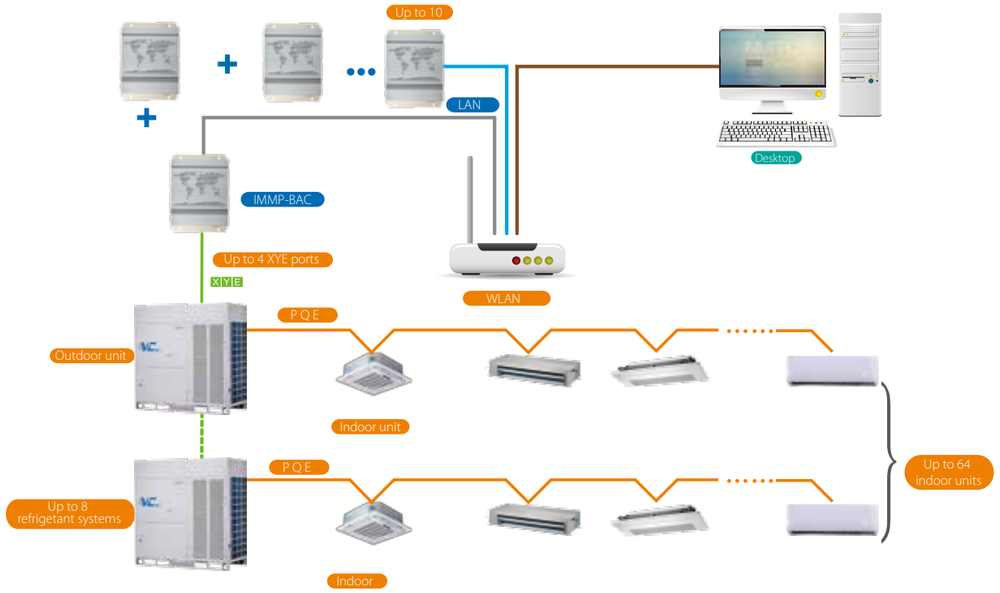

IMMP-BAC

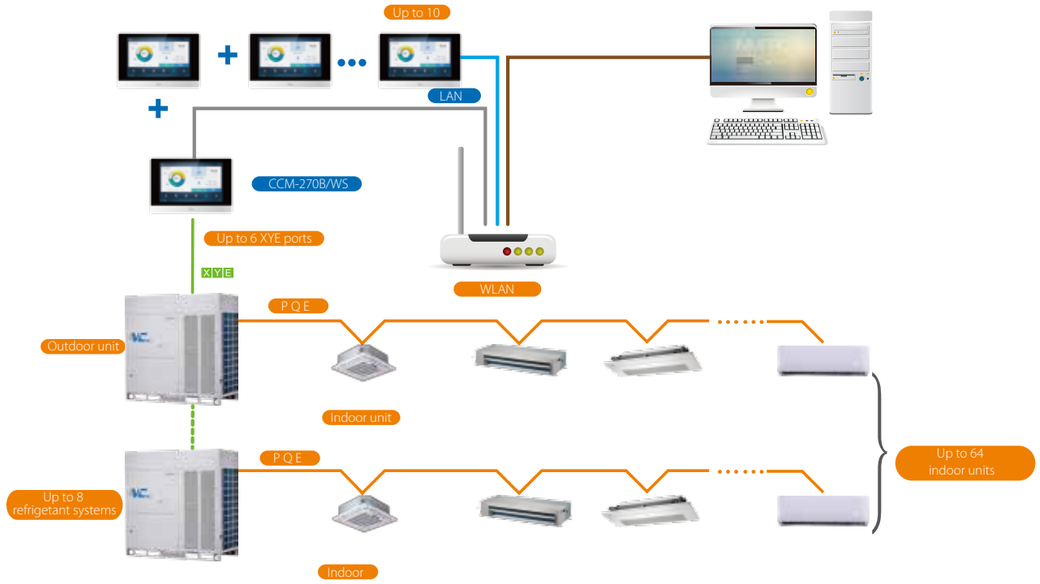

CCM-270B/WS

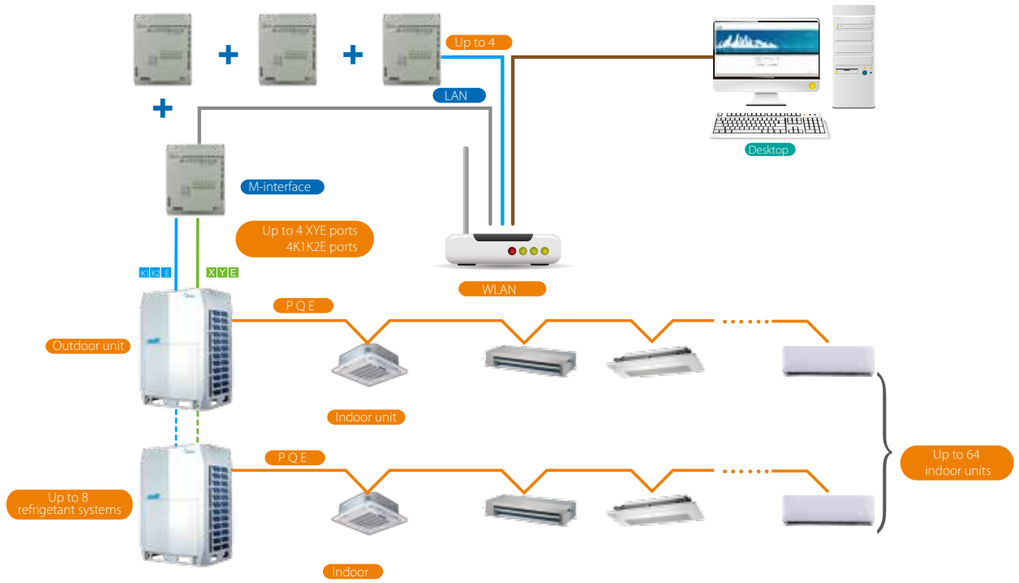

M-interface

BMS Gateway

Monitoring and control of Midea's VRF air conditioners can be integrated into building management systems, enabling air conditioning to be monitored alongside lighting, power, fire, access and security systems. Midea's gateway devices provide full compatibility with the leading BMS protocols: BACnet, LonWorks,Modbus and KNX.

BACnet Gateway

Full Integration

The Bacnet Gateway allows Midea VRF systems to be monitored and controlled alongside other building management technology that use the BACnet protocol such as access control, fire detection and lighting systems.

Network Flexibility

The gateway can be connected to master outdoor units' XYE or K1K2E ports directly.

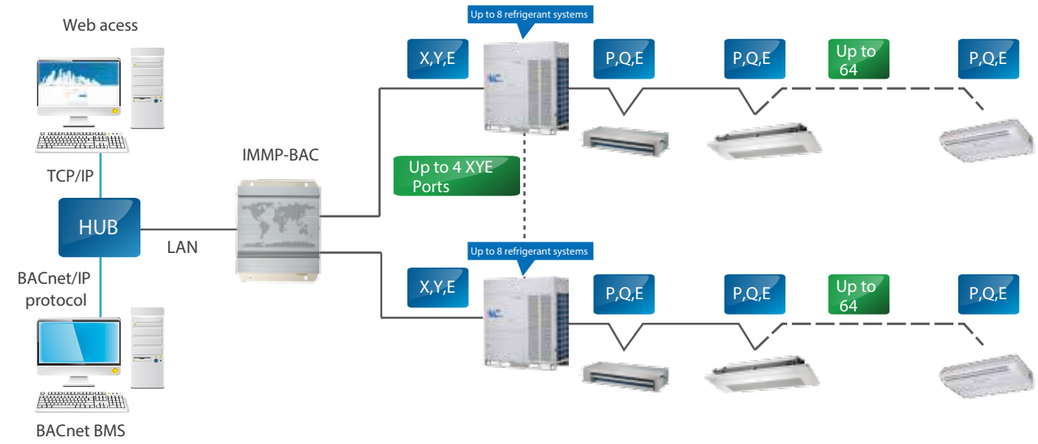

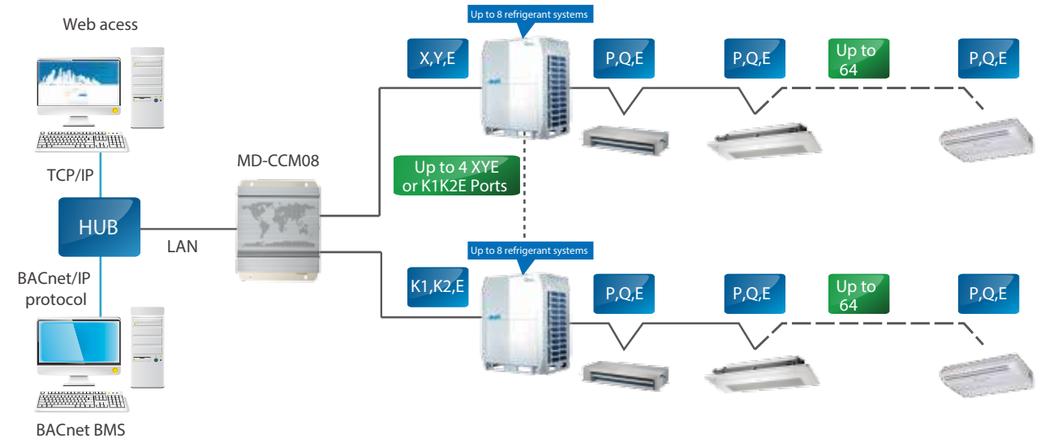

Features

Model		IMMP-BAC	MD-CCM08
Max. number of devices (include indoor and outdoor units)		256	256
Max. number of refrigerant systems		32	32
Control	On / Off	●	●
	Mode selection	●	●
	Temperature setting	●	●
	Fan speed	●	●
	Energy management	●	● (Remote controller limit)
Indoor unit monitoring	Room temperature display	●	●
	Error status	●	●
	Error alarms	●	—
Outdoor unit monitoring	Operating mode	●	●
	Outdoor ambient temperature	●	●
	Fan speed	●	●
	Compressor operating frequency	●	—
	Discharge temperature	●	—
	System pressure	●	—
	Error status	●	●
	Error alarms	●	—
LAN access		●	●
BTL certification		●	●
Compatibility	Siemens	APOGEE	
	Trane	TRACER	
	Honeywell	ALERTON	
	Schneider	Andover Continuum	
	Johnson Controls	METASYS	
Dimensions (HxWxD)(mm)		319×251×61	
Power supply		1 phase, 100-240V, 50/60Hz	
Outdoor unit series		VC pro/V6R/V4+I(10-12HP) ODU	V5X/V4+R/V4+I(except for 10-12HP)/V4+W/Mini VRF ODU

LonWorks Gateway

Full Integration

The LonWorks Gateway allows Midea VRF systems to be monitored and controlled alongside other building management technology on the LonWorks platform such as security, fire safety and lighting systems.

Network Flexibility

The gateway can be connected to master outdoor units' XYE port directly.

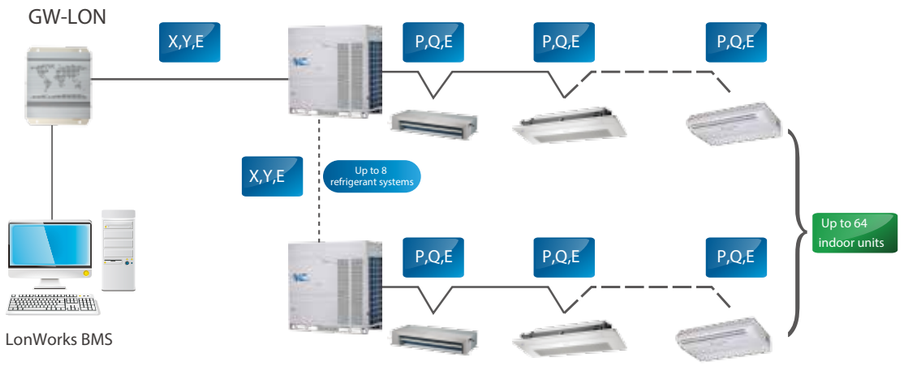

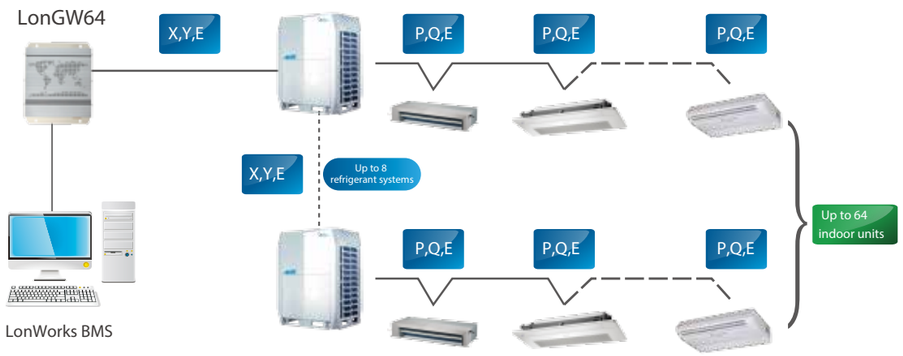

Features

Model		GW-LON	LonGW64
Max. number of indoor units		64	64
Max. number of refrigerant systems		8	8
Control	Mode selection	●	●
	Temperature setting	●	●
	Fan speed	●	●
	Group shut down	●	●
	On / Off	●	●
Indoor unit monitoring	Operating mode	●	●
	Set temperature	●	●
	Fan speed	●	●
	Online status	●	●
	Operating status	●	●
	Room temperature	●	●
	Error status	●	●
Outdoor unit monitoring	Error status	●	–
Dimensions (HxWxD)(mm)		319×251×61	
Power supply		1 phase, 100-240V, 50/60Hz	
Outdoor unit series		VC pro/V6R/V4+I(10-12HP) ODU	V5X/V4+R/V4+I(except for 10-12HP)/V4+W/Mini VRF ODU

Control Solutions

Modbus Gateway

Full Integration

The Modbus Gateway enables seamless connection of Midea VRF systems with building management systems built on the Modbus communication protocol.

Network Flexibility

The gateway can be connected to master outdoor units' XYE or K1K2E ports directly.

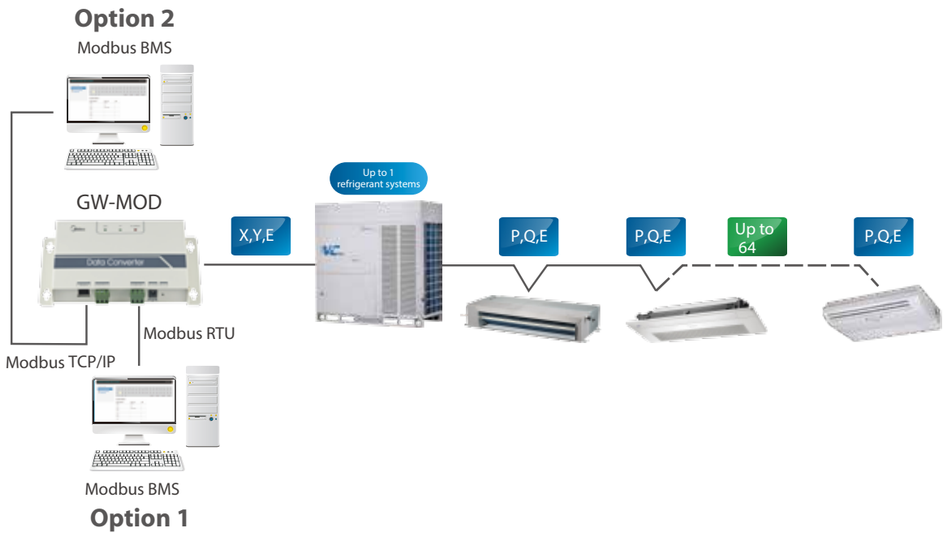

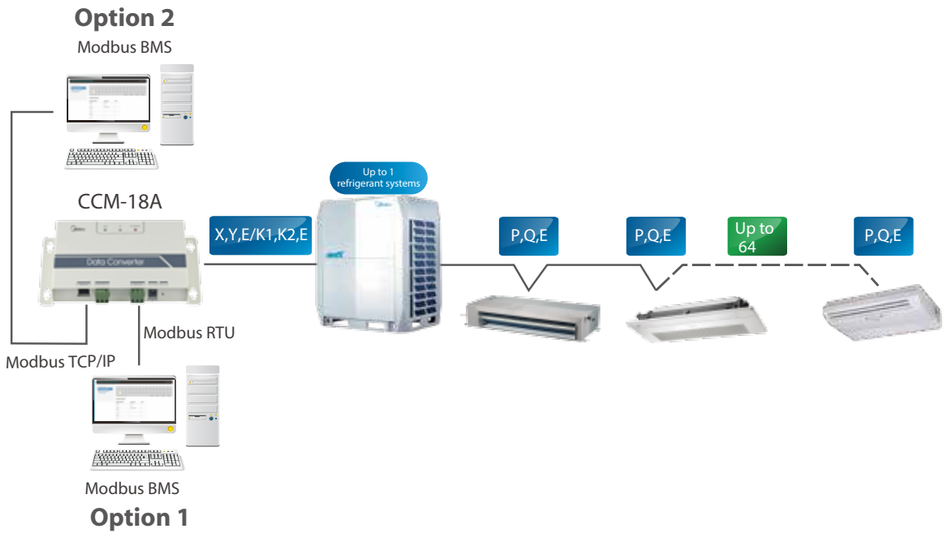

Features

Model		GW-MOD	CCM-18A/N	CCM-18A/N-U
Max. number of indoor units		64	64	16
Max. number of refrigerant systems		1	1	1
Control	On / Off	●	●	●
	Mode selection	●	●	●
	Temperature setting	●	●	●
	Fan speed	●	●	●
	Group on/off	●	●	●
Indoor unit monitoring	Online status	●	●	●
	Room temperature	●	●	●
	Error status	●	●	●
	Operating mode	●	●	●
Outdoor unit monitoring	Operating mode	●	●	–
	Lock status	●	●	–
	Fan speed	●	●	–
	Set temperature	●	●	–
	Outdoor ambient temperature	●	●	–
	Error status	●	●	–
LAN access		●	●	●
Dimensions (HxWxD)(mm)		187×115×28		
Power supply		1 phase, 100-240V, 50/60Hz		
Outdoor unit series		VC pro/V6R/V4+I(10-12HP) ODU	V5X/V4+R/V4+I(except for 10-12HP)/V4+W/Mini VRF ODU	

KNX Gateway

Full Integration

The KNX Gateway enables full integration of Midea VRF systems with home and building management systems built on the KNX network communications protocol. KNX is the only global standard for housing and building control, and has been adopted by 70% of Europe's smart home market.

Network Flexibility

The gateway can be connected to indoor units' XYE or D1D2E ports directly.

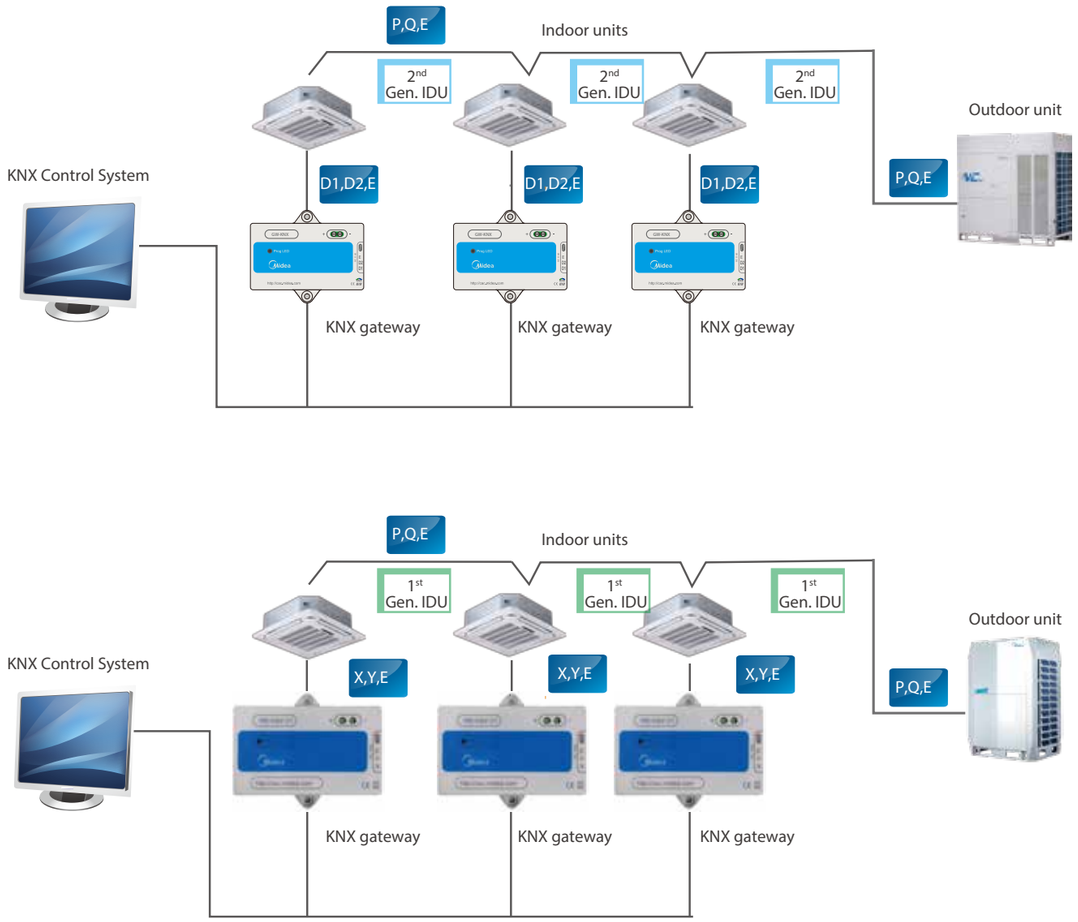

Features

Model		MD-KNX	GW-KNX
Max. number of indoor units		1	1
Control	On / Off	●	●
	Mode selection	●	●
	Temperature setting	● (1℃ steps)	● (1℃ steps)
	7-speed fan control	●	● (3-speed)
	Swing	●	●
Monitoring	On / Off	●	●
	Mode selection	●	●
	Temperature setting	●	●
	Fan speed	●	●
	Swing	●	●
	Room temperature	●	●
	Error alarm	●	●
Dimensions (HxWxD)(mm)		85×51×16	85×51×16
Power supply		29VDC (KNX bus supply)	29VDC (KNX bus supply)
Indoor unit series		1st generation AC/DC IDU	2nd generation DC IDU

Hotel Key Card Interface Modules

Full Integration

The Hotel Key Card Interface Modules enable power supply to indoor units to be integrated with hotel key card power supply management systems, which are designed to save energy by only running appliances whilst guests are present in their room.

Features

Model	MD-NIM05/E	MD-NIM05B/E
Appearance		
Network flexibility	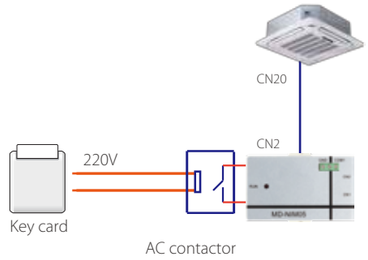	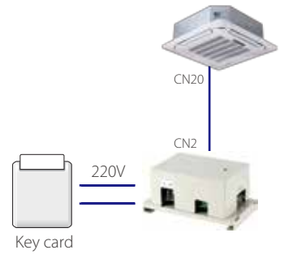
Auto restart	●	●
Compatiblity	Remote and wired controller	Remote and wired controller
Dimensions (HxWxD) (mm)	15.5×86×72.8	87×150×70
Power supply	5V DC (Supplied by indoor unit)	1 phase, 100-240V, 50/60Hz
Indoor unit series	all series	

Note : The Hotel Key Card Interface Modules only compatible while using the infrared communication ports of wired Controllers.

Infrared Sensor Controller

Full Integration

Using infrared sensors to detect movement, the MD-NIM09 Infrared Sensor Controller automatically turns indoor units on or off upon sensing that the room is occupied or unoccupied. Suitable for hotels,offices, conference rooms and residences, the Infrared Sensor Controller ensures climate control whilst minimizing energy consumption.

Features

Model	MD-NIM09
Appearance	
Network flexibility	
Dimensions (H×W×D)(mm)	Sensor 46×30×25.6, Control box 86×72.8×15.5
Power supply	5V DC (Supplied by indoor unit)
Indoor unit series	all series

Note : The Hotel Key Card Interface Modules only compatible while using the infrared communication ports of wired Controllers.

Diagnosis Software

Monitor and Diagnose

Midea's VRF Diagnosis Software tool is used to monitor VRF systems and diagnose system errors.
System settings and operating parameters can be accessed easily and data logs can be reviewed for fault prevention purposes.

Features

Model		MCAC-DIAG-B
Max. number of indoor units		64
Max. number of refrigerant systems		1
Control	Mode selection	●
	Temperature setting	●
	Fan speed	●
Outdoor unit monitoring	Operating mode	●
	Capacity	●
	Compressor operating frequency	●
	Operating current	●
	Error status	●
	Temperatures	T3,T4,Tp (See note 1)
	Valve statuses	SV4, SV5, SV6, ST1 (See note 2)
	EXV position	●
Indoor unit monitoring	Operating mode	●
	Capacity	●
	Fan speed	●
	Address	●
	Temperatures	T1, T2, T2B, TS (See note 3)
	EXV position	●
Error codes		●
Toubleshooting		●
Data logs		●
Diagrams		System schematic, refregetrant flow diagram, parameter chart
Languages supported		English
Outdoor unit series		V5X ODU

Notes:
1. Heat exchanger temperature, outdoor ambient temperature, discharge temperature.
2. Oil return valve, defrosting valve, EXV bypass valve, four-way valve.
3. Indoor ambient temperature, indoor heat exchanger mid-point temperature, indoor heat exchanger outlet temperature, set temperature.

Expert Diagnosis

Midea's VRF Diagnosis Software is specially designed to allow after-sales engineers, to understand the operating status of the system at a glance.

Use-friendly Interface

A stylish and simple interface with rich graphical representations makes diagnosing system issues quick and convenient.

Diagrams

A system schematic, refregetrant flow diagram and parameter chart can be generated to provide a graphical interpretation of the system status.

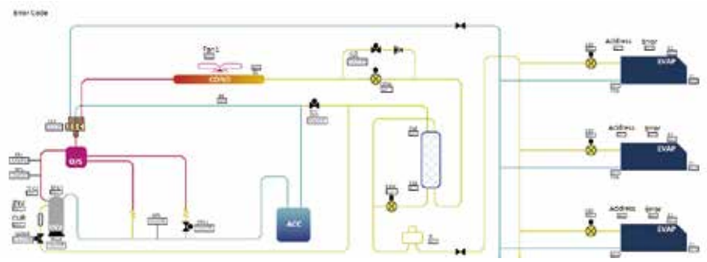

Parameter Querying

Access all the system parameters easily.

Data Logs

Data logs including operating records and error reports are saved by the software which is useful for discovering system issues.

Data logs



Wiring Schematic



Indoor Unit Online Kit

Prevent Unnecessary Shutdown

If the power supply for one indoor unit fails , the indoor unit will still remain online and the whole VRF system will not stop. The IDU online kit will keep the indoor unit online , thus keeping the other indoor units of the system working normally and prevent unnecessary shutdown.

Features

Model	MCAC-PIDU
Network flexibility	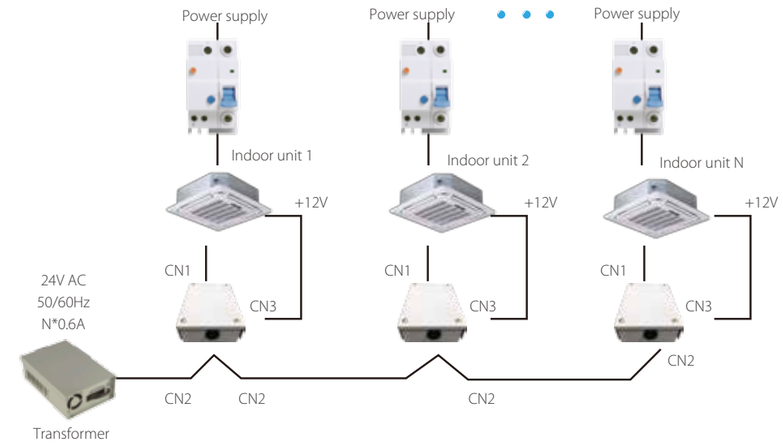
Dimensions (H×W×D)(mm)	146.6 x 100.6x 46.8
Power supply	24V AC
Indoor unit series	2nd generation DC IDU

Remote Alarm Module

Simple Design

KJR-32B is specially designed for engineering applications. It does not display the ODU's working parameters parameters. When the outdoor unit fails, this module can output an alarm signal to remind you that the outdoor unit has failed.

Features

Model	KJR-32B
Max. number of refrigerant systems	8
Wiring flexibility	Wiring connection 1: 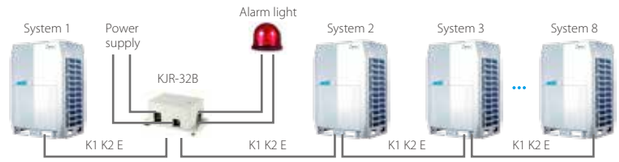 Wiring connection 2:
Dimensions (H×W×D)(mm)	85X150X70
Power supply	198-242V (50/60Hz)
Outdoor unit series	V5X/V4+R/V4+I(except for 10-12HP)/V4+W ODU

Network Electricity Distribution Module

Simple Design

MD-NIM10 is designed specifically for Mini VRF. It provides the OAE ports and Mini VRF can be connected to the IMM network control system to realize network electricity distribution.

Features

Model	MD-NIM10
Max. number of outdoor unit	1
Wiring flexibility	
Dimensions (H×W×D)(mm)	85X150X70
Power supply	198-242V (50/60Hz)
Outdoor unit series	Mini VRF ODU

XYE Extension Kit

Simple Design

The MA-EK is used to extend the outdoor unit to 2 XYE ports which can connect to 2 centralized controllers or gateways.

Features

Model	MA-EK
Max. number of refrigerant systems	8
Wiring flexibility	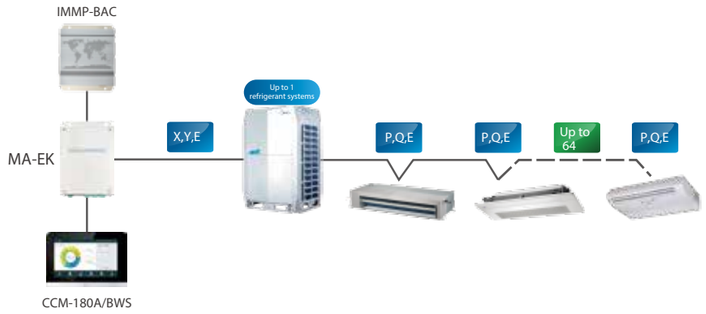
Dimensions (H×W×D)(mm)	128X225X28
Power supply	12V DC
Outdoor unit series	all series

Indoor Unit Group Controller

Simple Design

The KJR-150A is an indoor group controller designed specically for 1st generation AC/DC indoor units. It can connect up to 16 indoor units through indoor unit XYE ports. With a display panel connected to KJR-150A, signals from a wired controller and remote controller can control a group of indoor units simultaneously. All indoor units will run at the same setting parameters. Indoor units can also be separately controlled by a remote controller.

Features

Model	KJR-150A
Max. number of outdoor unit	1
Wiring flexibility	
Dimensions (H×W×D)(mm)	85X150X70
Power supply	198-242V (50/60Hz)
Indoor unit series	1st generation AC/DC IDU

VRF DX AHU Control Box

High Efficiency

AHU Control Box facilitates raising the EER/COP of the complete AHU system.

Wide Capacity Range

Four control boxes can be used in parallel, giving an overall capacity range of 0.8HP to 80HP.

AHUKZ-00B: 2.2~9kW
AHUKZ-01B: 9~20kW
AHUKZ-02B: 20~36kW
AHUKZ-03B: 36~56kW

AHUKZ-00D: 2.2~9kW
AHUKZ-01D: 9~20kW
AHUKZ-02D: 20~36kW
AHUKZ-03D: 36~56kW

Compatible with VRF Systems

AHU Control Box are compatible with Midea VRF outdoor units and can be used together with all types of Midea VRF indoor units.

Single AHU Control Box Connection



Multi AHU Control Boxes Connection

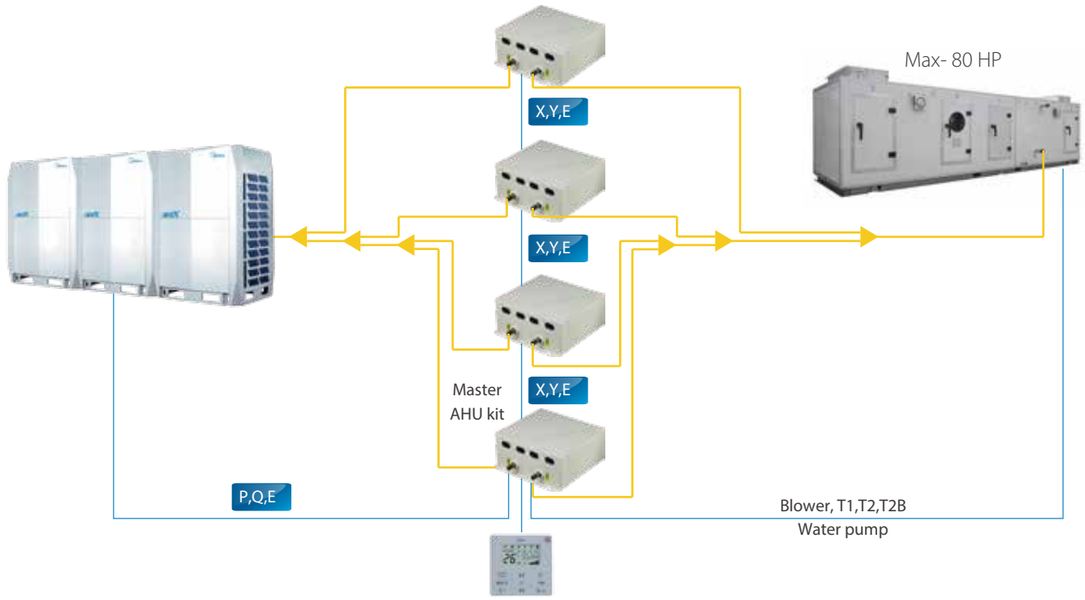

Specifications

Model name	AHUKZ-00D	AHUKZ-01D	AHUKZ-02D	AHUKZ-03D
Capacity A (kW)	2.2≤A<9	9≤A≤20	20<A≤36	36<A≤56
Power supply	220-240V~50/60Hz			
Liquid pipe (in/out) (mm)	Φ9.53/Φ9.53	Φ9.53/Φ9.53	Φ12.7/Φ12.7	Φ15.9/Φ15.9
Dimension (WxHxD) (mm)	341x133x395			
Weight (kg)	5.7	5.7	5.8	6.0
Operation range (cooling on coil) (oC)	17-43			
Operation range (heating on coil) (oC)	10-30			
Applicable outdoor units	Heat pump / heat recovery / cooling only			

Model name	AHUKZ-00B	AHUKZ-01B	AHUKZ-02B	AHUKZ-03B
Capacity A (kW)	2.2≤ A<9	9≤A≤20	20<A≤36	36<A≤56
Power supply	220-240V~50/60Hz			
Liquid pipe (in/out) (mm)	Φ9.53/Φ9.53	Φ9.53/Φ9.53	Φ12.7/Φ12.7	Φ15.9/Φ15.9
Dimension (WxHxD) (mm)	350×150×375			
Weight (kg)	8.4	8.4	8.7	8.9
Operation range (cooling on coil) (oC)	17-43			
Operation range (heating on coil) (oC)	5-30			
Applicable outdoor units	Heat pump / cooling only			

Heat Recovery Ventilator

Fan Motor Options

AC and DC fan versions available.

Enhanced Efficiency

The Midea heat recovery ventilator (HRV) can greatly reduce energy loss and room temperature fluctuations caused by the ventilation process. The Midea HRV's strong performance is a result of the advanced technology incorporated into its design. The heat exchanger core is made of specially treated paper which gives enhanced temperature and humidity control.

HRV-200 HRV-500
HRV-300 HRV-800
HRV-400 HRV-1000

HRV-1500
HRV-2000

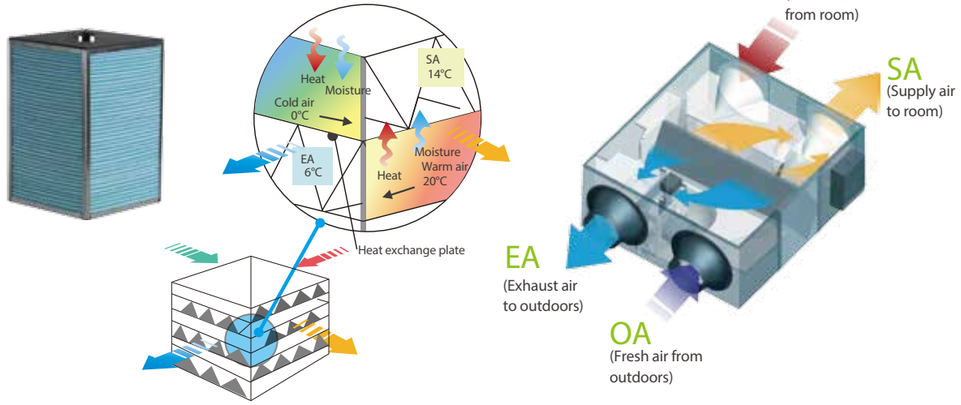

Low Noise

Soundproofing is used to guarantee quiet operation.

Flexibility

Heights starting from as little as 264mm and weights from as little as 23kg mean that the Midea HRV can be easily installed even where space is limited.

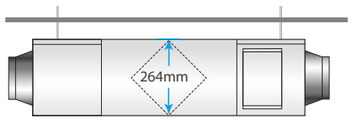

Multiple Modes

Heat exchange mode
The flows of incoming and outgoing air pass close to each other, allowing heat transfer between the two channels. During summer, incoming air is cooled by the indoor air being exhausted and in winter, incoming air is warmed.

Bypass mode
In mild climates or seasons, where temperature and humidity differences between indoors and outdoors are small, the HRV can work as a conventional ventilation fan. In standard bypass mode the supply and exhaust fans run at the same speed.

Air supply mode
Air supply mode is where the supply fan is set to run faster than the exhaust fan, which is useful in mild climate installations with high fresh air ventilation requirements.

Exhaust mode
Exhaust mode is where the exhaust fan is set to run faster than the supply fan, which is useful in mild climate installations with large amounts of exhaust air to be expelled.

Auto mode
The controller chooses heat exchange mode or bypass mode according to the temperature difference between outdoors and indoors. Both fans are set to run at low speed.

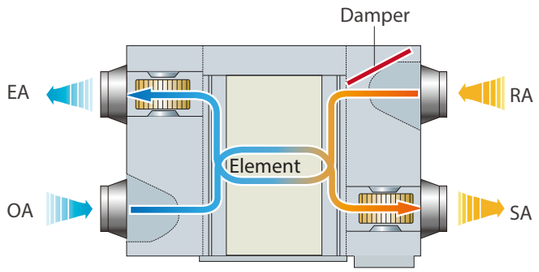

Heat exchange mode

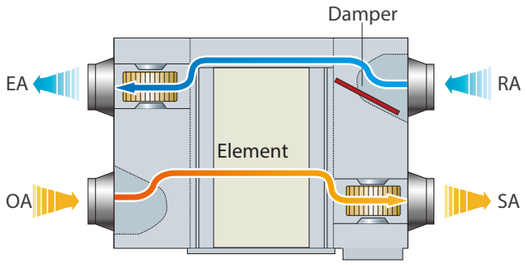

Bypass mode

HRV Wired Controller

KJR-27B is individually designed for HRV—Heat Recovery Ventilator. The HRV can work in the following modes: exhaust, air supply, bypass, heat exchange, and auto.

KJR-27B

Specifications

AC Series

Model		HRV-200	HRV-300	HRV-400	HRV-500
Power supply	V/Ph/Hz	220-240/1/50		220-240/1/50 & 220/1/60	
Cooling temp. exchange efficiency (H/M/L)	%	55/55/60	55/55/60	55/55/60	55/55/60
Cooling enthalpy exchange efficiency (H/M/L)	%	50/50/55	50/50/55	50/50/55	50/50/55
Heating temp. exchange efficiency (H/M/L)	%	60/60/65	60/60/65	60/60/65	65/65/70
Heating enthalpy exchange efficiency (H/M/L)	%	55/55/60	55/55/60	60/60/65	60/60/65
Sound pressure level in heat exchange mode (H/M/L)	dB(A)	27/26/20	30/29/23	32/31/25	35/34/28
Sound pressure level in bypass mode (H/M/L)	dB(A)	28/27/22	31/30/25	33/32/27	36/35/30
Airflow rate (H/M/L)	m^3/h	200/200/150	300/300/225	400/400/300	500/500/375
External static pressure (H/M/L)	Pa	75/58/35	75/60/40	80/65/43	80/68/45
Motor type		AC			
Duct diameter	mm	Φ144	Φ144	Φ144	Φ194
Net dimensions (WxDxH)	mm	866×655×264	944×722×270	944×927×270	1038×1026×270
Packed dimensions (WxDxH)	mm	960×770×445	1020×810×452	1020×1020×452	1120×1120×452
Net weight	kg	23	26	31	41
Gross weight	kg	40	44	52	64
Operating temperature range	℃	-7 to 43 DB, RH 80% or lower			

Model		HRV-800	HRV-1000	HRV-1500	HRV-2000
Power supply	V/Ph/Hz	220-240/1/50 & 220/1/60		380-415/3/50 & 220/3/60	
Cooling temp. exchange efficiency (H/M/L)	%	55/55/60	55/55/60	55	55
Cooling enthalpy exchange efficiency (H/M/L)	%	50/50/55	50/50/55	50	50
Heating temp. exchange efficiency (H/M/L)	%	65/65/70	65/65/70	65	65
Heating enthalpy exchange efficiency (H/M/L)	%	60/60/65	60/60/65	60	60
Sound pressure level in heat exchange mode (H/M/L)	dB(A)	39/38/32	40/39/33	51	53
Sound pressure level in bypass mode (H/M/L)	dB(A)	40/39/34	41/40/35	52	54
Airflow rate (H/M/L)	m^3/h	800/800/600	1000/1000/750	1500	2000
External static pressure (H/M/L)	Pa	100/82/54	100/85/58	160	170
Motor type		AC			
Duct dimensions	mm	Φ242	Φ242	346×326	346×326
Net dimensions (WxDxH)	mm	1286×1006×388	1286×1256×388	1600×1270×540	1650×1470×540
Packed dimensions (WxDxH)	mm	1380×1100×573	1400×1370×573	1710×1410×720	1760×1610×720
Net weight	kg	62	79	163	182
Gross weight	kg	88	110	224	247
Operating temperature range	℃	-7 to 43 DB, RH 80% or lower			

Note:
1. Models HRV-200 to HRV-1000 each have have 3 airflow settings; the airflow rates of the HRV-1500 and HRV-2000 are not adjustable.
2. Sound level is measured 1.4m below the center of the unit in an semi-anechoic chamber.
3. Efficiency is measured under the following conditions:
   Cooling: exhaust air temp 27℃ DB, 19.5℃ WB; fresh air temp. 35℃ DB, 28℃ WB.
   Heating: exhaust air temp 21℃ DB, 13℃ WB; fresh air temp. 5℃ DB, 2℃ WB.

Specifications

DC Series

Model			HRV-D200(A)	HRV-D300(A)	HRV-D400(A)	HRV-D500(A)
Power supply		V/Ph/Hz	220-240/1/50(60)			
Power input		kW	0.07	0.1	0.11	0.15
Nominal temperature efficiency		%	81.1	75.5	77.7	80.6
Nominal enthalpy efficiency		%	77.5	72.1	73.5	74
Current		A	0.64	0.84	0.97	1.2
Indoor external static pressure (Hi)		Pa	100	90	100	90
Nominal air flow		m^3/h	200	300	400	500
Sound pressure level		dB(A)	45	48	48	50
Net dimension (WxDxH)		mm	1195×801×272	1195×914×272	1276×1204×272	1311×1106×390
Packing size (WxDxH)		mm	1275×880×420	1275×994×420	1360×1284×420	1390×1244×540
Net/Gross weight		kg	46.5/63.5	56.5/75.5	71.5/91.5	76/98
Fresh air	Fresh Air Diameter	mm	Φ144	Φ144	Φ198	Φ244
	Air drop	Pa	52	179	218	189
Operating temperature range		℃	-7 to 43 DB, RH 80% or lower			

Model			HRV-D800(A)	HRV-D1000(A)	HRV-D1500(A)	HRV-D2000(A)
Power supply		V/Ph/Hz	220-240/1/50(60)			
Power input		kW	0.32	0.38	0.68	0.95
Nominal temperature efficiency		%	78.7	82.8	75.5	77.2
Nominal enthalpy efficiency		%	72.3	76	69.4	74.7
Current		A	2.4	2.9	3.8	5.7
Indoor external static pressure (Hi)		Pa	140	160	180	200
Nominal air flow		m^3/h	800	1000	1500	2000
Sound pressure level		dB(A)	55	54	69	70
Net dimension (WxDxH)		mm	1311×1286×390	1311×1526×390	1740×1375×615	1811×1575×685
Packing size (WxDxH)		mm	1390×1424×540	1390×1670×540	1830×1520×770	1900×1720×845
Net/Gross weight		kg	80/104	90/112	181.5/213	208.5/245
Fresh air	Fresh Air Diameter	mm	Φ244	Φ244	346×326	346×326
	Air drop	Pa	357	384	253	322
Operating temperature range		℃	-7 to 43 DB, RH 80% or lower			

Note:
1. All models each have have 3 airflow setting.
2. Sound level is measured 1.4m below the center of the unit in an semi-anechoic chamber.
3. The parameters in the above table are measured at high speed.

Branch Joints

For Heat Pump Outdoor Units

Type	Appearance	Model	PackedDimensions mm	GrossWeight kg	Note
Branch joints for VC Pro VRF		FQZHW-02N1E	255×150×185	2.0	Connecting two outdoor units
		FQZHW-03N1E	345×160×285	4.3	Connecting three outdoor units
Branch joints for V5X & V4+W VRF		FQZHW-02N1D	255×150×185	1.5	Connecting two outdoor units
		FQZHW-03N1D	345×160×285	3.4	Connecting three outdoor units
		FQZHW-04N1D	475×165×300	4.8	Connecting four outdoor units

For Heat Recovery Outdoor Units

Type	Appearance	Model	Packed Dimensions mm	GrossWeight kg	Note
Branch joints between outdoor unit		FQZHW-02SB	272×167×232	2.2	Connecting two outdoor units
		FQZHW-03SB	472×157×312	5.0	Connecting three outdoor units
		FQZHW-04SB	745×160×335	7.5	Connecting four outdoor units
Branch joints between MS and outdoor unit		FQZHN-01SB	257×127×107	0.8	
		FQZHN-02SB	287×137×107	0.9	
		FQZHN-03SB	297×167×177	1.4	
		FQZHN-04SB	372×197×187	2.3	
		FQZHN-05SB	432×222×227	3.3	

Branch Joints

For Indoor Units

Type	Appearance	Model	PackedDimensions mm	GrossWeight kg	Note
Branch joints for indoor units		FQZHN - 01D	290×105×100	0.4	/
		FQZHN - 02D	290×105×100	0.6	/
		FQZHN - 03D	310×130×125	0.9	/
		FQZHN - 04D	350×180×170	1.5	/
		FQZHN - 05D	365×195×215	1.9	/
		FQZHN - 06D	390×230×255	3.1	/
		FQZHN - 07D	390×230×255	3.4	/

Dimensions

Outdoor Branch Joints

Model	Gas side joints	Liquid side joints
FQZHW-02N1E	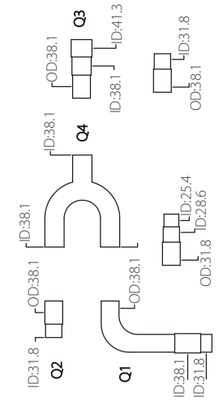	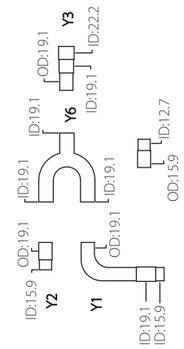
FQZHW-03N1E	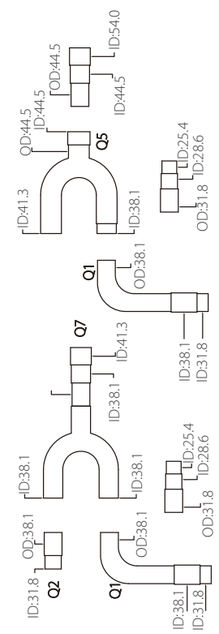	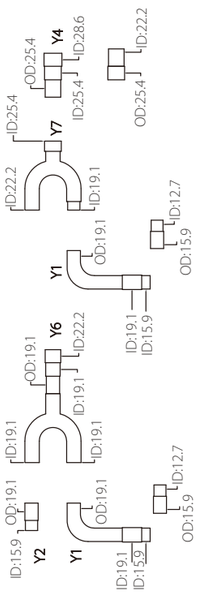

Outdoor Branch Joints

Model	Gas side joints	Liquid side joints
FQZHW-02N1D	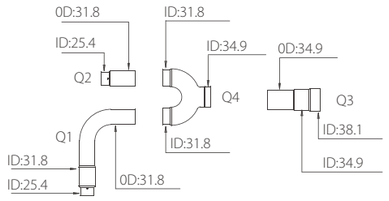	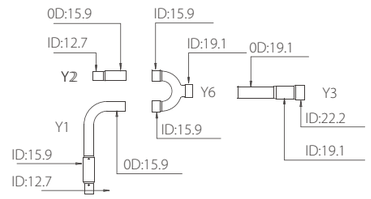
FQZHW-03N1D	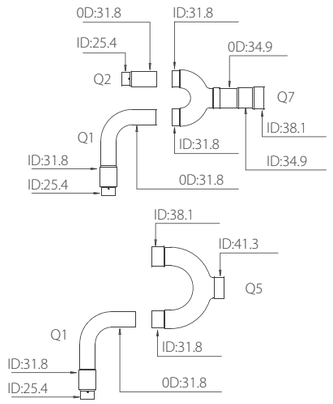	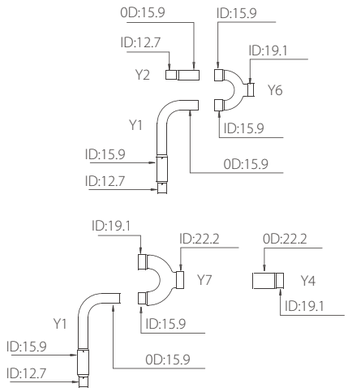
FQZHW-04N1D	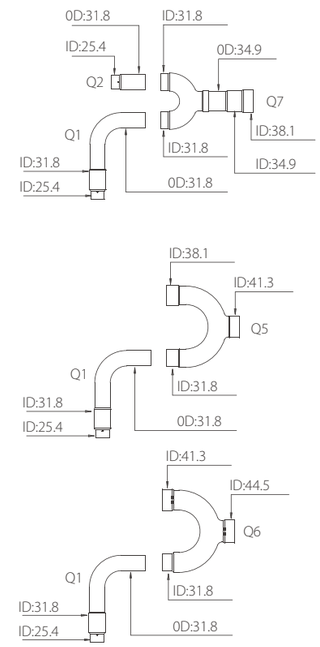	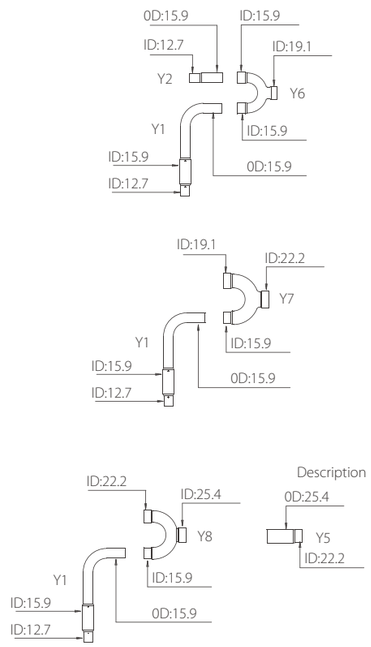

Outdoor Branch Joints

Model	Low-pressure gas side joints	High-pressure gas side joints	Liquid side joints
FQZHW-02SB	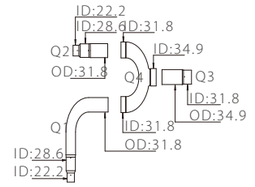	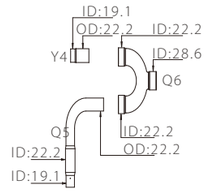	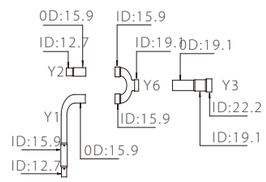
FQZHW-03SB	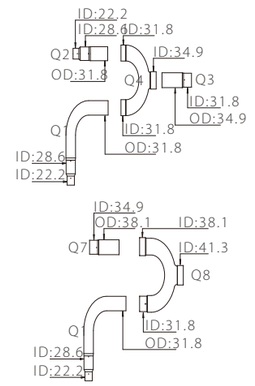	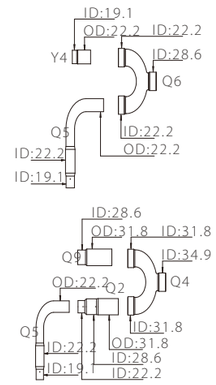	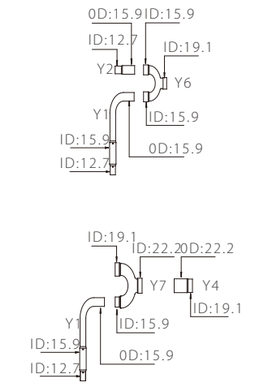
FQZHW-04SB	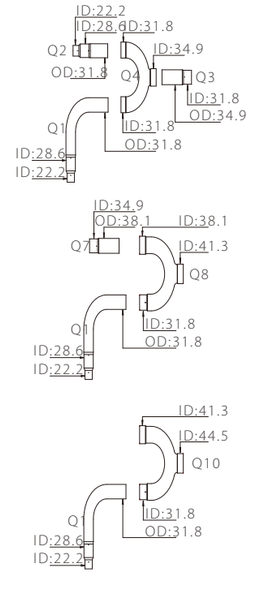	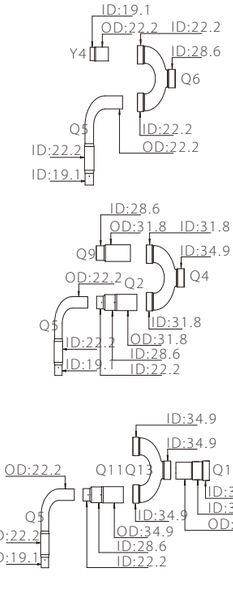	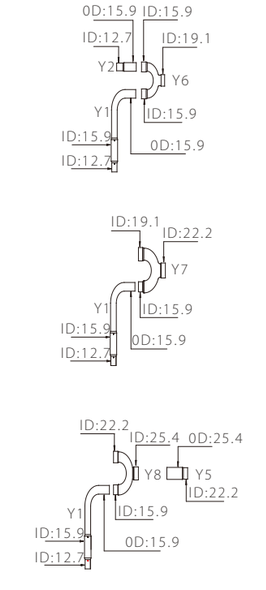

Branch Joints between MS and Outdoor Unit

Model	Low-pressure gas side joints	High-pressure gas side joints	Liquid side joints
FQZHN-01SB	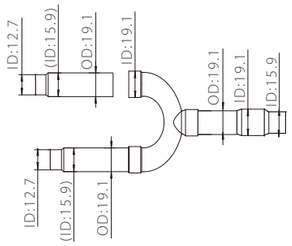	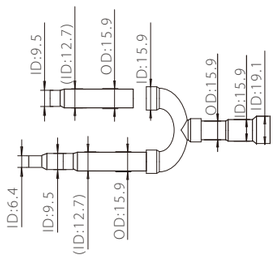	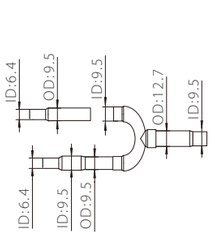
FQZHN-02SB	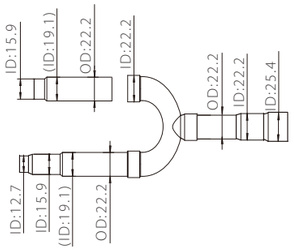	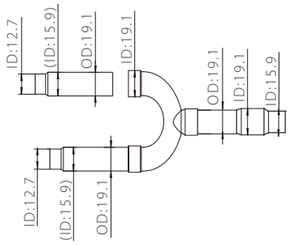	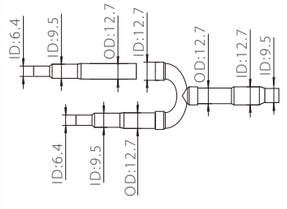
FQZHN-03SB	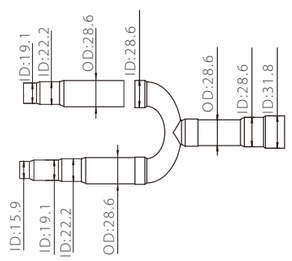	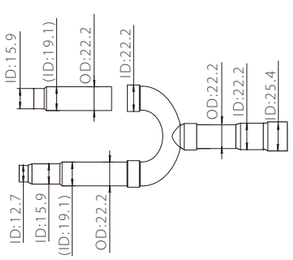	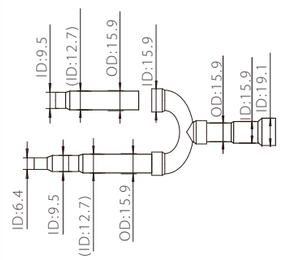
FQZHN-04SB	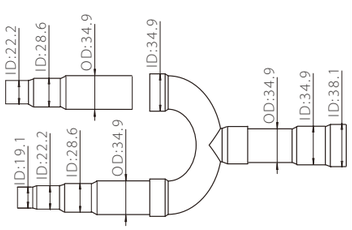	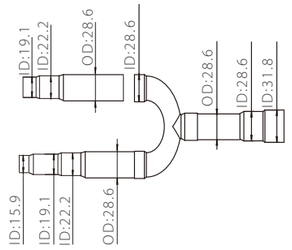	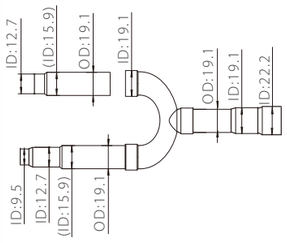
FQZHN-05SB	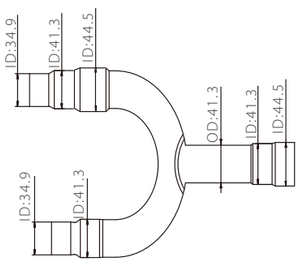	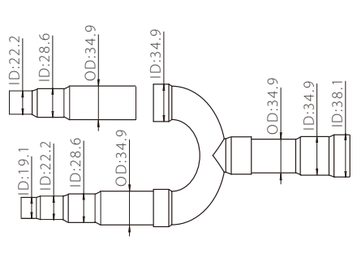	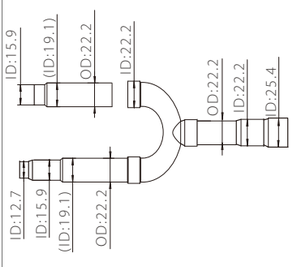

Indoor Branch Joints

Model	Gas side joints	Liquid side joints
FQZHN-01D	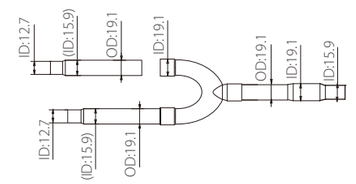	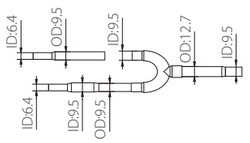
FQZHN-02D	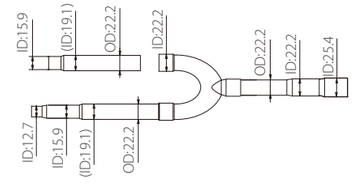	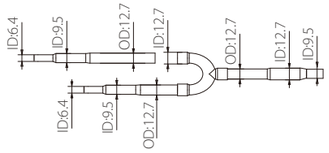
FQZHN-03D	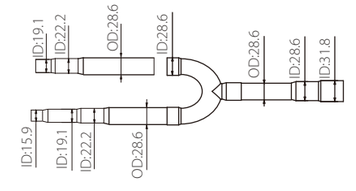	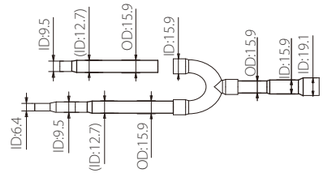
FQZHN-04D	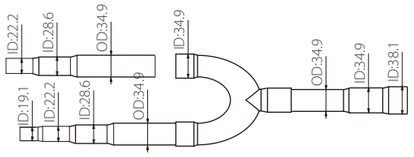	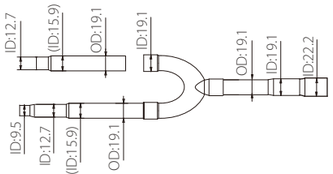
FQZHN-05D	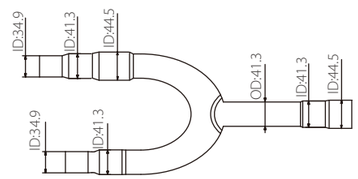	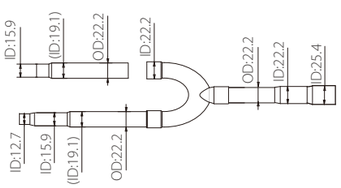
FQZHN-06D	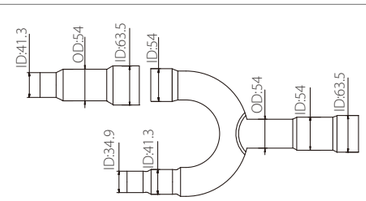	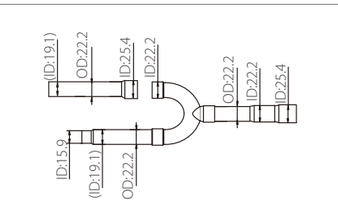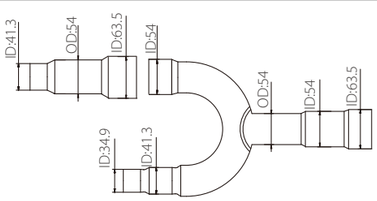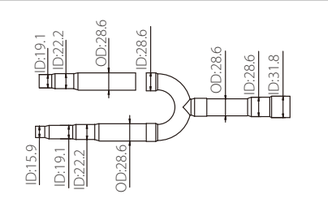
FQZHN-07D